

NALIBALI

Geletterdheid bemagtig!

Elke jaar op Internasionale Geletterdheidsdag, 8 September, vier die wêreld die rol wat lees en skryf in ons lewens speel. Ons onthou ook dat daar baie mense in die hele wêreld is wat nie eenvoudige maar belangrike take kan voltooi nie, soos om 'n vorm in te vul of die aanwysings op 'n medisynebottel te lees, en wat nooit in 'n roman verlore kan raak nie. Daar is baie redes hoekom mense nie leer lees en skryf nie, maar dit gebeur hoofsaaklik omdat hulle nie het wat hulle nodig het om te leer nie – goeie hulpbronne en die regte soort hulp en inspirasie!

Literacy is powerful!

Each year on International Literacy Day, 8 September, the world celebrates the role that reading and writing play in our lives. We also remember that there are many people around the world who can't complete simple but important tasks, like filling in a form or reading the instructions on a medicine bottle, and who are never able to get lost in a novel. There are many reasons why people don't learn to read and write, but this happens mainly because they don't have what they need to learn – good resources and the right kind of help and inspiration!



Om geletterd te wees gaan nie net daaroor om basiese lees- en skryfvaardighede te kan gebruik nie. Dit gaan daaroor om bemagtig te wees om lees en skryf te gebruik om te leer; om wat ons dink, voel en weet, te verken en te kommunikeer; en om dit te gebruik om verskillende maniere te ontdek om die wêreld te beskou.

Being literate is not only about being able to use basic reading and writing skills. It is about having the power to use reading and writing to learn; to explore and communicate what we think, feel and know; and to use it to discover different ways of seeing the world.

4 maklike maniere om jou kinders se geletterdheid te steun

- ☉ **Wees 'n rolmodel.** Jou kinders leer uit jou voorbeeld. Hulle moet sien hoe jy lees en skryf op verskillende maniere in jou daaglikse lewe gebruik.
- ☉ **Verskaf materiale.** Jy kan nie leer lees as jy niks het om te lees nie, en jy kan nie leer skryf as jy niks het om mee of op te skryf nie! Kinders moet maklik boeke kan vind waarin hulle belangstel, en ook papier, potlode en kryte waarmee hulle kan skryf en teken.
- ☉ **Toon belangstelling.** Moedig kinders aan deur belangstelling te toon in wat hulle doen elke keer wanneer hulle lees en skryf.
- ☉ **Lees hardop.** Wanneer kinders gemotiveer is om te lees en te skryf, staan hulle 'n groter kans om lewenslange lesers en skrywers te word! Lees so dikwels moontlik hardop vir jou kinders, want dit leer hulle die krag van die woord en maak hulle verstand oop vir feite, fantasie, en nog baie meer. Jy kan stories in 11 tale vind by www.nalibali.org.



4 easy ways to support your children's literacy

- ☉ **Be a role model.** Your children learn from your example. They need to see you using reading and writing in different ways in your daily life.
- ☉ **Provide materials.** You can't learn to read if you don't have anything to read, and you can't learn to write if you don't have anything to write with or on! Children need to be able to easily find books that interest them, and also paper, pencils and crayons to write and draw with.
- ☉ **Take an interest.** Every time children read and write, encourage them by showing an interest in what they are doing.
- ☉ **Read aloud.** When children are motivated to read and write, they stand a greater chance of being lifelong readers and writers! Reading aloud to them as often as you can, teaches them the power of print and opens up their minds to facts, fantasy, and much more. You can find stories in 11 languages on www.nalibali.org.

September is propvol geleenthede om lees, skryf en die vertel van stories te vier. Hier is 'n paar van hulle:

- 7-13 September Nasionale Boekeweek
- 8 September Internasionale Geletterdheidsdag
- 21 September Bibliodiversiteitsdag*
- 24 September Erfenisdag
- 30 September Vertaaldag

September is filled with lots of opportunities to celebrate reading, writing and storytelling. Here are some of them.

- 7-13 September National Book Week
- 8 September International Literacy Day
- 21 September Bibliodiversity Day*
- 24 September Heritage Day
- 30 September Translation Day

***Bibliodiversiteit** beteken om 'n groot verskeidenheid boeke beskikbaar te hê sodat almal se ervaring van die wêreld in hulle eie taal en ander tale neergeskryf is. Om Bibliodiversiteitsdag te vier, deel 'n storie uit jou kindertyd met iemand wat dit dalk nie ken nie, en vra hulle om 'n storie met jou te deel.

***Bibliodiversity** means having a wide variety of books available so that everyone's experience of the world is written down and available in their own language and other languages. To celebrate Bibliodiversity Day, why don't you share a story from your childhood with someone who might not know it and ask them to share a story with you.



Drive your
imagination



IT STARTS WITH
A STORY.
DIT BEGIN MET
'N STORIE.



Geletterdheidsaadjies!



“Dit is kinders se werk om te speel.”

~ JEAN PIAGET, KINDERSIELKUNDIGE

Literacy Seeds!

“Play is the work of childhood.”

~ JEAN PIAGET, CHILD PSYCHOLOGIST



Beste ouers en versorgers van jong kinders, hoewel ons almal vir ons kinders die beste omgewing wil skep om hul groei en ontwikkeling aan te wakker, het ons dalk slegs beperkte plek en hulpbronne om hierdie omgewing te skep. In hierdie artikel sal ons maniere verken om 'n veilige, genotvolle ruimte te skep waarin jul kinders kan speel en leer. Julle sal vind dat julle nie altyd aktiwiteite waaraan jul kinders kan deelneem, hoef voor te berei nie. Hulle sal hul verbeelding gebruik om vir hulself genotvolle aktiwiteite te skep.



Dear parents and caregivers of young children, while we would all like to give our children the best environment to stimulate their growth and development, we may only have limited space and resources to create this environment. In this article, we will look at some ways to create a safe, enjoyable space in which your children can play and learn. You will find that you do not always need to prepare activities for your children to participate in. They will use their imaginations to create enjoyable activities for themselves.

Belangrike dinge om te onthou wanneer jy 'n ruimte vir jou kinders skep:

- ✓ Dit moet veilig en skoon wees.
- ✓ Dit moet by hul ouderdom pas en voorsiening maak vir enige spesiale behoeftes wat hulle het.
- ✓ Daar behoort plek te wees vir individuele en groepsaktiwiteite.
- ✓ Dit behoort maklik te wees om die plek vir verskillende aktiwiteite te herrangskik.
- ✓ Daar behoort plek te wees om hulpbronne op 'n georganiseerde wyse te bêre sodat dit maklik is om toegang daartoe te kry.

Important things to think about when creating your children's spaces:

- ✓ It needs to be safe and clean.
- ✓ It must be suitable for their age and cater for any special needs they may have.
- ✓ There should be spaces for individual and group activities.
- ✓ It should be easy to rearrange for different activities.
- ✓ There should be space to keep resources in an organised way so that they are easily accessible.

Ruimtes vir speel en leer

Kinders leer baie deur waarneming en deur interaksie met voorwerpe in hul omgewing. Hoe meer sintuie hulle gebruik wanneer hulle iets nuuts leer – soos sig, gevoel, gehoor, ensovoorts – hoe makliker is dit vir hulle om wat hulle geleer het, te verstaan en te onthou. Hulle sal ook wat hulle geleer het, makliker op nuwe ervarings kan toepas.

Jou kinders se speelareas, of dit binne of buite is, behoort hulle aan te moedig om hul omgewing te verken en op 'n veilige manier met verskillende hulpbronne te eksperimenteer.

Dit beteken ook dat die kinders en die speelarea dalk deurmekaar en vuil sal word. As ouers en versorgers moet ons gemaklik wees met die idee dat 'n kind wat vuil word, die lewe geniet en dit geniet om te leer! En om hulle te leer om ná die tyd op te ruim en skoon te maak, is 'n waardevolle les wat hulle respek vir die omgewing, ander mense en hulself sal leer. Kinders hou daarvan om grootmense bly te maak wanneer hulle “grootmensgoed” doen soos skoonmaak en opruim.



Spaces to play and learn

Children learn a lot through observing and interacting with things in their environment. The more senses that they use when learning something new – like the sense of sight, touch, hearing, and so on – the easier it is for them to understand and remember what they

have learnt. They will also be able to apply what they have learnt to new experiences more easily.

Your children's play areas, whether inside or outside, should encourage children to explore their environment and experiment with different resources safely.

This also means that they may make the playing space and themselves untidy and dirty. As a parent and caregiver, be comfortable with the idea that a dirty child is enjoying life and learning! And teaching them to clean up afterwards is a valuable lesson in respecting the environment, others and themselves. Children love pleasing adults by doing “grown-up” tasks like cleaning up.



Drive your imagination

Binne

- * Gebruik matte en meubels om speelareas af te baken, soos areas vir lees, kuns en speletjies.
- * Vermyn lang, reguit gange wat kinders sal aanmoedig om te hardloop.
- * Vermyn enige "blinde kolle" of areas waar kinders nie te alle tye gesien kan word nie.
- * Maak voorsiening vir 'n stil hoekie waar 'n kind kan kies om alleen te wees.
- * Bêre boeke, materiaal en speelgoed in die area waar dit gebruik gaan word.
- * Hou 'n boks met ou klere, eenvoudige musiekinstrumente, eenvoudige handpoppe, speelgoed, ou houers en enige interessante voorwerpe wat nie skerp rande het of maklik sal breek nie, byderhand. Laat jou kinders toe om hul verbeelding te gebruik om speletjies en aktiwiteite op te maak.



Inside

- * Use mats and furniture to outline different play areas, like spaces for reading, art and games.
- * Avoid long, straight passages that will encourage children to run.
- * Avoid having any "blind spots" or areas where children cannot be seen at all times.
- * Have a quiet area where a child can choose to be alone.
- * Store books, materials and toys in the area where they will be used.
- * Have a box of old clothes, simple musical instruments, simple puppets, toys, old containers and any interesting objects that do not have sharp edges and will not break easily. Allow your children to use their imaginations to make up games and activities.

Buite

- * Gebruik herwinne materiaal om 'n interessante speelarea te skep. Ou buitebande kan byvoorbeeld vir swaai of sitplekke gebruik word, of dit kan rondgerol word.
- * Ou emmers, lepels, blikkies en bokse is wonderlik vir kreatiewe spel. Kinders kan dit gebruik om karre, huise en kastele mee te bou!
- * Maak 'n klein tuintjie met 'n paar plante wat maklik groei, soos spinasie, tamaties en soetrissies. Wys vir die kinders hoe om die plante te versorg en help hulle om die tuin gereeld nat te lei. Wanneer dit tyd is om uit die tuin te oes, kan jy 'n lekker toebroodjie of slaai met die groente uit jou tuin maak sodat die kinders die groente wat hulle gehelp het om te kweek, kan eet.
- * Plaas plastiektafels en -stoele wat maklik is om skoon te maak, op 'n gelyk oppervlak. Jou kinders kan op sonnige dae hier kleimodelle maak en verf. Hulle kan hul kunswerke versier met blinkertjies en ander materiaal wat moeilik is om op te ruim.
- * Rig 'n area in waar 'n mens kan was. 'n Skottel met water, seep, handdoeke en stukkies materiaal behoort beskikbaar te wees sodat die kinders die tafels, stoele en hulself kan skoonmaak nadat hulle buite gespeel het.



Outside

- * Use recycled items to make an interesting play space. For example, used tyres can be used to make swings or seats and can be rolled around.
- * Old buckets, spoons, cans and boxes are great for creative play. Children can use them to make pretend cars, houses and castles!
- * Have a small garden with a few plants that are easy to grow, such as spinach, tomatoes and peppers. Show the children how to take care of the plants and help them to water the garden regularly. Once you can harvest from the garden, make a tasty sandwich or salad so that the children can eat what they have helped to grow.
- * Place plastic tables and chairs that are easy to clean on a flat area. Your children can make clay models and paint outside on sunny days. They can also decorate their artworks with glitter and other materials that are difficult to clean up.
- * Have a wash area. A basin of water, some soap and towels and pieces of fabric should be available so that the children can clean the tables, chairs and themselves after playing outside.





5 idees om Internasionale Geletterdheidsdag te vier

5 ideas for celebrating International Literacy Day



Hier volg vyf idees vir jou en jou kinders om Internasionale Geletterdheidsdag op 8 September en daarna te vier!



Here are five ways for you and your children to celebrate International Literacy Day on 8 September and afterwards!

1. Lees die knip-uit-en-bêreboekie *Hoe Dassie gemis het om sy stert te kry* vir jou kinders. Maak tyd om die illustrasies saam in te kleur. Vra hulle hoekom hulle dink baie diere bruin of swart velle of pels het. Moedig hulle aan om prente van een of meer van hul gunstelingdierekarakters te teken.
2. Begin 'n boekmaakgroep. Vind 'n plek waar hierdie groep bymekaar kan kom en kom dan gereeld bymekaar om boeke te maak. Nooi enigiemand wat belangstel, uit! Daar is baie take vir kinders en volwassenes – knip, kram, teken en skryf.
3. Rig 'n storiehoekie in by jou biblioteek of kliniek, in elke klaskamer by jou skool, of selfs in jou huis! Gebruik hierdie spesiale plek om deur die hele September stories te vertel en te lees.
4. Sit gedurende September elke dag 'n spesiale tyd opsy wanneer almal ophou met enigiets waarmee hulle besig is en 15 minute lank vir genot lees. Hou by dieselfde tyd elke dag en moedig almal aan om voort te gaan hiermee, selfs al is julle nie as 'n groep bymekaar nie, soos oor naweke.
5. Reël 'n familiepretdag met 'n geletterdheidsfokus en nooi die hele gemeenskap uit. Beplan verskillende stasies of aktiwiteitsentrums waar volwassenes en kinders handeklap- of springspeletjies of bordspeletjies kan speel, kaartjies en/of plakkate kan maak, kan teken en verf, stories kan skryf, handpoppe kan maak, kostuums kan aantrek en bykomstighede kan gebruik wanneer hulle saam speel, stories vertel en lees.



1. Read the cut-out-and-keep book *How Dassie missed getting a tail* to your children. Spend some time colouring in the illustrations together. Ask them why they think many animals




have brown or black skins or fur. Encourage them to draw pictures of one or more of their favourite animal characters.

2. Start a bookmaking group. Find a space for your group to meet and then get together regularly to make books. There are plenty of jobs for children and adults – cutting, stapling, drawing and writing.
3. Set up a story corner at your library or clinic, in each classroom at your school and even in your home! Use this special place to read and tell stories throughout September.
4. During September, set aside a special time each day in which everyone stops doing whatever they are busy with and reads for enjoyment for 15 minutes. Stick to the same time each day and encourage everyone to continue doing this even when you are not together as a group, like over weekends.
5. Organise a family fun day that has a literacy focus and invite the whole community. Plan a variety of stations or activity centres where adults and children can play clapping or skipping games, play board games, make cards and/or posters, draw and paint, write stories, make puppets, dress up and use props to play together, tell stories and read stories.

Bou jou eie biblioteek.

Maak **TWEE** knip-uit-en-bêreboekies

1. Haal bladsye **5** tot **12** van hierdie bylae uit.
2. Die vel met bladsye **5**, **6**, **11** en **12** daarop maak een boek. Die vel met bladsye **7**, **8**, **9** en **10** daarop maak die ander boek.
3. Gebruik elk van die velle om 'n boek te maak. Volg die instruksies hier onder om elke boek te maak.
 - a) Vou die vel in die helfte op die swart stippellyn.
 - b) Vou dit weer in die helfte op die groen stippellyn.
 - c) Knip op die rooi stippellyne.



Grow your own library.

Create **TWO** cut-out-and-keep books

1. Take out pages **5** to **12** of this supplement.
2. The sheet with pages **5**, **6**, **11** and **12** on it makes up one book. The sheet with pages **7**, **8**, **9** and **10** on it makes up the other book.
3. Use each of the sheets to make a book. Follow the instructions below to make each book.
 - a) Fold the sheet in half along the black dotted line.
 - b) Fold it in half again along the green dotted line.
 - c) Cut along the red dotted lines.



Drive your imagination

Ná 'n paar dae besluit die leeu om in die oerwoud te gaan stap. Ongelukkig raak hy verstrikt in 'n jagter se net. "Help, help my asseblief! Ek kan nie uitkom nie," roep die vreesbevange leeu. "Is dit die leeu?" dink die piepklein musie.

Die leeu laet die musie los en sê: "Ek sal jou vandag laet gaan, maar as ek jou weer vang, gaan jy reguit na my maag toe."

"Jy maak seker 'n grapt! Hoe kan 'n piepklein dingetjie soos jy die koning van die oerwoud help?" lag die leeu vir die piepklein musie uit.

"Ek is so jammer, moet my asseblief nie doodmaak nie. Wie weet, dalk kan ek jou eendag help," smee die vreesbevange musie.

"So 'n piepklein dingetjie wat my slaap versteur? Jy is 'n lekker happie wat ek sal versind," sê die leeu en gryp die mus in sy kloue vas.

Op 'n dag lê 'n groot leeu in die oerwoud in die skaduwee van 'n boom en slaap. 'n Piepklein musie struikel oor die takke en val bo-op die slapende leeu. Die leeu word wakker en skree woedend op die mus.

"So 'n piepklein dingetjie wat my slaap versteur? Jy is 'n lekker happie wat ek sal versind," sê die leeu en gryp die mus in sy kloue vas.

deur Lerato Shai

Die leeu en die mus



After a few days the lion decided to take a walk in the jungle. Unfortunately, he got trapped in a deer hunter's net. "Help, please help! I can't get out of here," shouted the fearful lion. "Is it the lion?" thought the tiny mouse.

The lion released the mouse and said: "Today I will let you go, but should this happen again, you will swim in my stomach."

"You must be joking! How can a tiny thing like you help the king of the jungle?" said the lion, laughing at the tiny mouse.

"I am so sorry, don't kill me, please. Who knows, one day I might be useful to you," pleaded the terrified mouse. "Such a tiny thing, disturbing my good sleep? I will have you for my snack," said the lion, trapping the mouse in his claws.

One day in the jungle, a big lion was sleeping in the shade of a tree. A tiny mouse tripped on the branches and fell on top of the resting lion. The lion woke up and shouted angrily at the mouse.

"Such a tiny thing, disturbing my good sleep? I will have you for my snack," said the lion, trapping the mouse in his claws.

by Lerato Shai

The lion and the mouse

Ke leeto means "It's a journey". This extract from *Ke leeto* is a selection of stories, poems and illustrations that were created by the children of the Ga Phala, Modubeng, Malokela, Motloulala, Sehunyane, Shakung and Ga Masete communities of the Sekhukhune East District, Limpopo.



Ke leeto beteken "Dis 'n reis". Hierdie uittreksel uit *Ke leeto* is 'n keur van stories, gedigte en illustrasies wat deur die kinders van die gemeenskappe van Ga Phala, Modubeng, Malokela, Motloulala, Sehunyane, Shakung en Ga Masete in die Sekhukhune-Oos-distrik, Limpopo, geskep is.

Get story active!

- ★ Write a short story or poem about something that happened to you or that you are interested in. Keep it somewhere safe.
- ★ After a day or two, read your story or poem. Make any changes that you think could make your story or poem more enjoyable to read. Correct any mistakes.
- ★ Draw a picture to show what your story or poem is about. Store your writing and drawing in a plastic packet or container. Add new stories, poems and drawings to your collection as often as you can.

Raak doenig met stories!

- ★ Skryf 'n kort storie of gedig oor iets wat met jou gebeur het of iets waarin jy belangstel. Bêre dit op 'n veilige plek.
- ★ Lees jou storie of gedig ná 'n dag of twee. Maak enige veranderinge wat jy dink jou storie of gedig beter sal maak. Maak enige foute reg.
- ★ Teken 'n prent om te wys waaroor jou storie of gedig gaan. Bêre jou skryfwerk en prent in 'n plastieksak of houër. Voeg so dikwels moontlik nuwe stories, gedigte en prente by jou versameling.

Nal'ibali is a national reading-for-enjoyment campaign to spark and embed a culture of reading across South Africa. For more information, visit www.nalibali.org.



Nal'ibali is 'n nasionale lees-vir-genotveldtog. Dit wil 'n leeskultuur regoor Suid-Afrika laat vlamvat en vaslê. Vir meer inligting, besoek www.nalibali.org.



Drive your
imagination

Ke leeto - a journey



Ke leeto - 'n reis

Ideas to talk about: Do you enjoy drawing and writing for fun? Why do you think it is important to be able to write well? What would you enjoy writing about?

Idees om oor te praat: Geniet jy dit om vir die pret te teken en te skryf? Hoekom dink jy is dit belangrik om goed te kan skryf? Waaroor sal jy graag wil skryf?

Look at the picture above. Now write your own poem about birds in any language that you like.
 Kyk na die prent hierbo. Skryf nou jou eie gedig oor voëls in enige taal wat jy verkies.

We love birds.
 Birds have two wings.
 Their wings are colourful.
 The beautiful wings help them to fly.
 Birds are beautiful.
 They fly high in the sky.
 They can fly higher and higher.



The beautiful birds

by Lesuti Bakgethile



Die muis hou op om miere te jaag en luster aandagtig.
 Hy sien die leeu wat in die net vassit en hardloop na hom toe. "Leeu, ontspan net, my vriend, en ek sal jou help," sê die piepklein muisie.
 "Jy is te klein, jy sal nie hierdie net kan oplig nie," sê die leeu ongsbevange.
 "Laat ek jou asseblief help," smeek die muisie.
 Die muis begin die net met sy tande knaag en sommer gou is daar 'n gat wat groot genoeg is dat die leeu daardeur kan krui.
 "Jy het my gered, klein muisie. Jy is nuttig. Jy is nou my beste vriend," sê die gelukkige leeu terwyl hulle saam na sy huis toe stap.

The mouse stopped chasing ants and listened carefully.
 He saw the trapped lion and rushed to it. "Lion, my friend, relax, I will help you," said the tiny mouse.
 "You are too tiny, you can't lift this net," said the terrified lion.
 "Allow me to help you, please," pleaded the mouse.
 The mouse started to bite the net with his teeth and soon opened a gap big enough for the body of the lion to crawl through.
 "You saved me, tiny mouse. You are useful. You are now my best friend," said the happy lion as they walked together to his house.



The bright yellow sun

by Phala Pabalelo

Welcome spring and summer!
 The sun shines brightly,
 Bringing out a yellow light.
 The sun shines brighter.

The bright light gives us energy.
 The sun supplies trees with energy.
 The light brings us joy and peace.
 Oh, Shiny light!

Look at the brightness in the sky!
 It gives us glowing skin.
 It brings a smile to our faces.




"Daar is 'n pratende boom in die park! Moet asseblief nie soontoe gaan nie," antwoord die jong man.

"'n Pratende boom?" wonder Mary Anne. Sy kan nie glo wat die jong man sê nie.

"Ek wil self hierdie boom sien. Ek glo hom nie," sê Mary Anne terwyl sy na die park toe stap.

Sy stap reguit na die boom toe en sien drie seuns wat klippe na die boom gooi, maar die boom reageer nie. Sy begin ook klippe na die boom gooi, maar die boom reageer nie.

Toe sien Mary Anne 'n radio wat iemand langs die boom vergeet het. Sy gaan terug en vertel vir almal dat hulle 'n radio gehoor het, en nie die boom nie, want bome kan nie praat nie.





I sing in a voice that is crisp and cool like clean water.
 Ek sing met 'n stem wat so helder en koel soos skoon water is.

What does it sound like when you sing? Let's find out.

This story was specially created for Nal'ibali to spark children's potential through storytelling and reading for enjoyment.



Hoe klink dit wanneer jy sing? Kom ons vind uit.

Hierdie storie is spesiaal vir Nal'ibali geskep om kinders se potensiaal te laat vlamvat deur stories te vertel en vir genot te lees.

Get story active!

- ★ Play some music that has different voices, for example, a song sung by a choir. Can you hear a deep voice? Can you hear a high voice?
- ★ Do you have a favourite singer? Draw your favourite singer and write the person's name under your drawing.
- ★ Have a singing concert with your family and friends. Each one should sing their favourite song. Or you can sing together as a group.
- ★ Practice singing our national anthem for Heritage Day on 24 September.

Raak doenig met stories!

- ★ Speel musiek, byvoorbeeld 'n lied wat deur 'n koor gesing word en waarin verskillende stemme gehoor kan word. Kan jy 'n diep stem hoor? Kan jy 'n hoë stem hoor?
- ★ Het jy 'n gunstelingsanger? Teken jou gunstelingsanger en skryf die persoon se naam onder jou tekening.
- ★ Hou 'n sangkonsert saam met jou familie en vriende. Elkeen moet hul gunstelinglied sing. Of julle kan as 'n groep saamsing.
- ★ Oefen om op Erfenisdag op 24 September ons volkslied te sing.

Nal'ibali is a national reading-for-enjoyment campaign to spark and embed a culture of reading across South Africa. For more information, visit www.nalibali.org.



Nal'ibali is 'n nasionale lees-vir-genotveldtog. Dit wil 'n leeskultuur regoor Suid-Afrika laat vlamvat en vaslê. Vir meer inligting, besoek www.nalibali.org.



Drive your imagination

Let's sing!




Kom ons sing!

Brigotte Naicker • Ndumiso Nyoni


Ideas to talk about: Have you heard a choir or a big group of people sing? What have you noticed about the different voices that people use when they sing? What does your voice sound like when you sing?

Idees om oor te praat: Het jy al 'n koor of 'n groot groep mense hoor sing? Wat het jy opgelet oor die verskillende stemme waarin mense sing? Hoe klink jou stem wanneer jy sing?



I sing in a voice that is high and
clear like a kite in the wind.
Ek sing met 'n stem wat hoog en
helder soos 'n vlieër in die wind is.





I can't sing!
Ek kan nie sing nie!



Nkosi Sikelel' iAfrika
Nkosi Sikelel' iAfrika
Maluphakanyisw' uphondo lwayo,
Yizwa imithandazo yethu,
Nkosi sikelela, thina lusapho lwayo.

Morena boloka setjhaba sa heso,
O fedise dintwa le matshwenyeho,
O se boloke, O se boloke setjhaba sa heso,
Setjhaba sa South Afrika – South Afrika.

Uit die blou van onse hemel,
Uit die diepte van ons see,
Oor ons ewige gebergtes,
Waar die kranse antwoord gee.

Sounds the call to come together,
And united we shall stand,
Let us live and strive for freedom,
In South Africa our land.




I sing in a deep and low voice
that rumbles like thunder.

Ek sing met 'n diep, lae stem
wat soos die donderweer dreun.

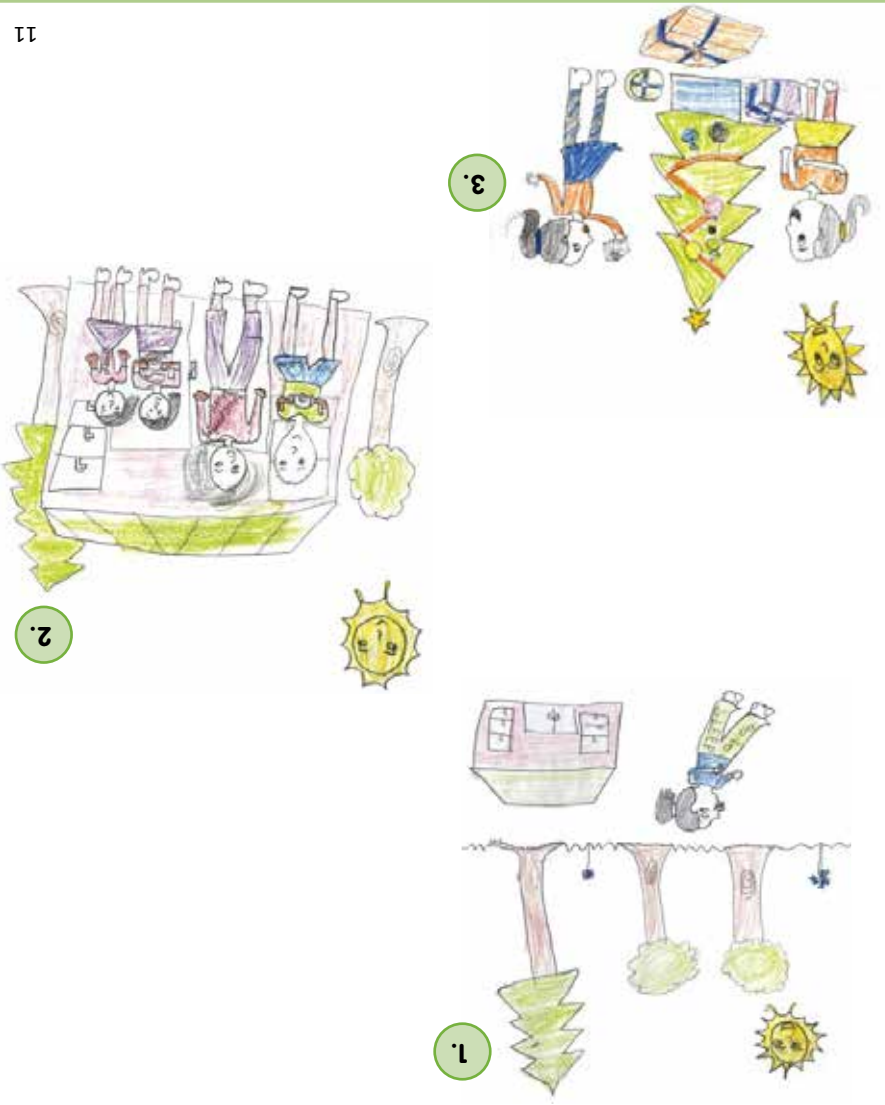




I sing in a rich and strong voice
that is warm like a blanket.
Ek sing met 'n ryk, sterk stem
wat warm soos 'n kombers is.



I can count.
Ek tel die maat!



Look at the pictures below. What do you think is happening here? Write your own story based on the pictures on page 12. Give your story a title.
 Kyk na die prente hier onder. Wat dink jy gebeur hier? Skryf op bladsy 12 jou eie storie wat op die prente gebaseer is. Gee jou storie 'n titel.

"There is a talking tree in the park. Don't go there, please," replied the young man.

"A talking tree?" wondered Mary. She couldn't believe the young man.

"I want to see that myself. I don't believe him," said Mary as she walked to the park.

She went straight to the tree and found three boys throwing stones at the tree, but the tree was not responding. She started throwing stones at the tree, but it didn't respond.

Then Mary saw a radio that had been left by someone next to the tree. She went back and told everyone that they had heard a radio but not a tree because a tree cannot talk.



Endag besluit hy om rivier toe te gaan, maar hy kan nie opstaan nie. "Help, help!" skree hy en roep sy raadgewer, mnr. Konyn, om hom te kom help. Die Konyn probeer hom help, maar hy is te groot. Olfant is spyt dat hy so guisig was toe die ander diere vir Leeu as die koning van die oerwoud kies. Leeu is die enigste dier wat byna so sterk is soos die olfant.

One day he decided to go to the river, but he couldn't stand up. "Help, help!" he shouted, asking for help from his advisor, Mr Rabbit. The rabbit tried to help him, but he was too big. The rabbit couldn't lift him up. Elephant started to regret his greediness when the other animals voted for Lion to be the king of the jungle. Lion was the only animal with the strength almost equal to that of the elephant.

How many languages do you speak? In the space below, write your own poem about the sun in a language other than English. You can say your poem to someone who can help you to write it down. Then draw or cut out and paste a picture of the sun to go with your poem.

Hoeveel tale praat jy? Skryf jou eie gedig oor die son in 'n ander taal as Engels in die spasie hier onder. Jy kan jou gedig vir iemand opsê wat jou kan help om dit neer te skryf. Teken of knip 'n prent van die son uit om by jou gedig te pas en plak dit daarby.



Lank, lank gelede was daar 'n olifant, en hy was die koning van die oerwoud. Al die diere was bang vir die olifant, want hy was baie streng en het nooit vir enigiemand geglimlag nie. Sy woord was altyd wet.

Olifant was lui om in die winter vir homself te sorg. Hy het ander diere beveel om vir hom kos te bring omdat hy siek was en nie behoorlik kon regop staan nie. Die diere was gehoorsaam en het vir hom kos aangedra sonder om te kla.

Koning Olifant het al die kos wat hulle vir hom gebring het, opgeëet, en die diere het elke dag vir hom kos gebring. Die olifant het al die kos opgeëet en elke dag al hoe vetter geword sonder om dit agter te kom, want ná elke maaltyd het hy aan die slaap geraak.

Die olifant se groot lyf

deur Keentse Malepe

The elephant's big body

by Keentse Malepe

Once upon a time, there was an elephant that ruled as a king in the jungle. All the animals feared the elephant because he was strict, and he never smiled at anyone.

His words were always final.

Elephant was lazy to go fend for himself during winter. He ordered other animals to bring him food, as he was sick and couldn't stand up properly. The animals would comply and bring him food without complaining.

King Elephant ate all the food brought to him and the animals kept on bringing him food every day. The elephant ate all the food and got fatter and fatter each day without noticing because he dozed off after finishing each meal.



My story / My storie

The talking tree

Die pratende boom

Makofane Marvell

A long time ago there was a girl named Mary Anne. She lived in the city, and she liked to play outside her house. There was a park with many big trees near her home.

One day, while playing outside her house, she saw two people running towards the park. She stopped playing and stared at them.

Then another pair of people came running away from the park.


"This is strange," Mary Anne mumbled. She ran to the fence next to the road. "Hey, why are you running away?" she shouted at the people who were running by.

Lank gelede was daar 'n meisie met die naam Mary Anne. Sy het in die stad gewoon en het daarvan gehou om buite haar huis te speel. Daar was 'n park met baie groot bome naby haar huis.

Eendag, terwyl sy buite speel, sien sy twee mense na die park toe hardloop. Sy hou op speel en staar na hulle. Toe kom nog twee mense van die park af aangehardloop.

"Dis vreemd," mompel Mary Anne. Sy hardloop tot by die heining langs die pad. "Haai, hoekom hardloop julle weg?" roep sy na die mense wat verbyhardloop.

Die Amazwi Children's Literature Conference



Amazwi Children's Literature Conference

Die Amazwi Children's Literature Conference is op 5 en 6 Junie 2024 in Makhanda in die Oos-Kaap gehou. Ons het besluit om 'n aanbieding te doen oor hoe ons toegang tot veeltalige boeke en stories in Suid-Afrika kan vergroot en hoekom dit belangrik is. Ons het spesifiek gefokus op die waarde van stories in inheemse Suid-Afrikaanse tale wat vertel en geskryf is deur kinders en wat hierdie kinderskrywers se ervarings weergee. Ons aanbieders by die konferensie was dr. Nompucuko Zakaza en Madoda Ndlakuse.

The Amazwi Children's Literature Conference was held on 5 and 6 June 2024 in Makhanda, Eastern Cape. We decided to submit a presentation on how we could and why we should increase access to multilingual books and stories in South Africa. We focused specifically on the value of storytelling and story writing by children to create books in indigenous South African languages that reflect the experiences of child writers. Our presenters at the conference were Dr Nompucuko Zakaza and Madoda Ndlakuse.

Van links na regs:
Nadeema Musthan,
dr. Nompucuko Zakaza,
Madoda Ndlakuse en
Cathy Gush. Nadeema
en Cathy is raadslede
van die Nal'ibali Trust.



From left: Nadeema
Musthan, Dr Nompucuko
Zakaza, Madoda
Ndlakuse and Cathy
Gush. Nadeema and
Cathy are Nal'ibali
Trust board members.

Die aanbieding het voorbeelde van Nal'ibali se skryfprojekte deur en vir kinders ten toon gestel en het gewys hoe die kinders deur middel van hul skryfwerk hulself en hul gesinne gehelp het om die waarde van geleterheidsaktiwiteite te waardeer en om die trauma wat die gesin ervaar het, te hanteer. Teen die tyd dat die konferensie gehou is, het Nal'ibali drie boeke wat deur kinders geskryf is, gepubliseer:

Nganeno komlambo iQhagqiwa (wat *Voor jy by die Qhagqiwarivier kom* beteken) in 2022 en *lingqondi zeQhagqiwa* (wat *Kritiese denkers van Qhagqiwa* beteken) in 2023 in isiXhosa, en *Ke leeto* (wat *Die reis* beteken) in Sepedi en Engels.

Ons by Nal'ibali glo dat ons, deur kinders te ondersteun om in hul huistaal te skryf, meer boeke in ons inheemse tale kan skep wat positiewe en besielende sosiokulturele ervarings en beelde van swart Suid-Afrikaanse kinders weerspieël.

The presentation showcased examples of Nal'ibali's writing projects by and for children and how writing helped these children and their families to appreciate the value of literacy activities and to deal with trauma that the family had experienced. At the time of the conference, Nal'ibali had published three books written by children: *Nganeno komlambo iQhagqiwa* (which means *Before you reach the Qhagqiwa River*) in 2022 and *lingqondi zeQhagqiwa* (which means *Critical thinkers of Qhagqiwa*) in 2023 in isiXhosa, and *Ke leeto* (which means *The journey*) in Sepedi and English.

We at Nal'ibali believe that, by supporting children to write in their home languages, we can create more books in our indigenous languages that reflect positive and uplifting socio-cultural experiences and imagery of black South African children.



Hoekom dit belangrik is om kinders aan te moedig om in hul moedertaal te skryf:

- ☉ Kinders verken hul gedagtes en gevoelens wanneer hulle teken en skryf.
- ☉ Die skryfwerk en prente wat die kinders produseer, is kultureel relevant en herkenbaar.
- ☉ Hierdie stories is goedkoop, ouderdomsgepaste leesmateriaal in kinders se huistale.
- ☉ Dit bevorder lees as genotvol en lonend.
- ☉ Dit bevestig die belangrikheid, toepaslikheid en prag van die moedertaal om die ervarings, geskiedenis en kultuur van die moedertaalspreker vas te vang.

Why it's important to encourage children to write in their mother tongues:

- ☉ Children explore their thoughts and feelings through drawing and writing.
- ☉ The writings and drawings that the children produce are culturally relevant and relatable.
- ☉ These stories are low-cost, age-appropriate reading materials in children's home languages.
- ☉ It promotes reading as enjoyable and rewarding.
- ☉ It affirms the importance, relevance and beauty of the mother tongue in capturing the experiences, history and culture of the native speaker.





'n Goeie ontsnapping

Deur Jenny Robson ■ Illustrasies deur Karen Ahlschläger




Eendag was daar 'n streepmuis met die naam Mogie. Sy het in 'n huisie onder rotse in 'n klipperige woestyn gewoon. In die lente het pragtige blomme verskyn. Dit het gelyk of die woestyn 'n blommetapyt het.

Een lenteoggend hoor Mogie hoe iemand haar roep. "Mogie! Kom uit en speel. Die son skyn! Die vygies is almal oop!"

Dit is haar vriend Gideon. Mogie is mal daaroor om saam met Gideon te speel. Hy is 'n kolgeitjie en hy is so snaaks. Hy het die snaaksste tone wat soos klein borrels aan sy pote lyk.

Mogie steek haar kop uit en ruik die lug om seker te maak dat dit veilig is. Toe skarrel sy oor die paadjie tot by Gideon in die bedding vygies. Die son skyn, en die blomme is oop. Dis 'n wonderlike mengsel van pienk, geel, pers en oranje blomme.



Toe Mogie by Gideon kom, roep hy: "Kom ons hardloop resies tot by die rooi aalwyn, Mogie! Op jou merke, gereed, WEG!" En daar trek Gideon op sy borreltone. Mogie hardloop agter hom en geniet die warm son op haar pels.

Toe hulle by die rooi aalwyn kom, kyk hulle terug om te sien hoe ver hulle gehardloop het. Hulle sien 'n dier met 'n gestreepte pels wat in die veld vol blomme wegkruip. Dit is Claw, die nare wildekat. Claw is besig om hulle te bekruipt!

"Hardloop, Gideon, hardloop!" piep Mogie. Sy skarrel so vinnig as wat sy kan terug na haar huis toe. Toe sy veilig in haar huis is, loer sy uit om te kyk of Gideon ook weggekrom het. Ja, daar is hy. Hy skarrel tot heel bo teen die groot rotse op. Hoe kry hy dit reg? Hoe val hy nie af nie?

Maar waar is Claw? Mogie sien vir Claw onder by die rotse sit en opkyk na Gideon. Claw se stert kwispel kwaai: links, regs, links, regs.

Die volgende dag sit Mogie en Gideon tussen die blomme. Gideon geniet die warm son op sy vel. "Dit was 'n goeie ontsnapping, Gideon!" sê Mogie. "Hoe het jy dit reggekry? Hoe kry jy dit reg om tot heel bo-op 'n gladde rots te hardloop sonder om te val?"

Gideon glimlag en doen 'n klein geitjiedans. "Dis 'n geitjetoertjie wat ek met my borreltone doen," sê hy.

"Dis 'n baie slim toertjie," sê Mogie. "Claw is briesend kwaad dat jy weggekrom het. Het jy gesien hoe sy stert kwaai kwispel: links, regs, links, regs?"

Skielik val 'n donker skaduwee oor die pers blomme, en die son verdwyn. Mogie en Gideon kyk op en sien dat Claw hulle dophou.

"Hardloop!" piep Mogie en hardloop na haar huis toe. Haar hart klop so vinnig dat sy voel of dit uit haar bors wil spring.

Is Gideon ook veilig? Het hy ontsnap? Mogie loer uit om seker te maak. Maar sy sien nie vir Gideon teen die rots opskarrel nie. Sy draai ander kant toe en roep: "Agge nee!" Mogie sien 'n verskriklike ding – Claw het vir Gideon aan die stert beetgekry! Mogie is so ontsteld dat sy nie kan kyk nie. Sy gaan in haar kamer in en huil haarself aan die slaap.



Die volgende oggend skyn die son. Die lentebloem vou hul blare oop – geel, oranje, pienk en pers. Maar Mogie bly in haar huis. Sy is te hartseer en te bang om uit te gaan.

Toe hoor sy hoe iemand haar roep.

"Mogie! Kom speel. Die son skyn! Die blomme is almal oop!"

Mogie kan haar ore nie glo nie. Is dit Gideon? Sy loer uit, en daar is hy. Gideon glimlag sy geitjieglimlag en dans op sy borreltone!

Mogie skarrel na hom toe. "Ek het gesien hoe Claw jou aan die stert vang. Hoe het jy weggekrom?" vra sy.

"Claw het my stert gevang," sê Gideon. "Maar hy het nie die res van my gevang nie!"

"Wat bedoel jy?" vra Mogie. "Ek verstaan nie."

Gideon verduidelik: "My stert het afgebreek. Morsaf! Dit het rondgesping en gewip en gewriemel. Op sy eie! Geitjies se sterte kan dit doen. Claw was ook verbaas. Hy het aanhoudend probeer om my stert te vang," lag Gideon. "Intussen het ek veilig agter die rooi aalwyn weggekruip. Is dit nou nie 'n slim geitjetoertjie nie?"

"Eina! Was dit seer?" vra Mogie.

"Glad nie," sê Gideon. "Die beste van alles is dat my stert weer sal groei. Geitjies se sterte kan dit doen. Was dit nou nie die heel beste ontsnapping nie?" Gideon kan sien Mogie is baie beïndruk.

Toe sê Gideon: "Ek wed jou ek kan jou selfs sonder my stert wen as ons resies hardloop! Kom ons hardloop tot by die rooi aalwyn!"

Maar hierdie keer maak Mogie en Gideon voor die tyd seker dat daar geen teken van Claw is nie. Toe roep Gideon: "Op jou merke, gereed, WEG!" En daar trek hulle.

Wat Mogie en Gideon nie weet nie, is dat hulle veilig is, want Claw is nie besig om te jag nie. Hy is steeds verdwaas en probeer nog uitpluis hoe die geitjie weggekrom het. En terwyl hy sit en dink, kwispel Claw se stert kwaai: links, regs, links, regs.

Raak doenig met stories!

★ Teken 'n prent van jou gunstelingdeel van die storie.

★ Kan jy die vyf kleure blomme in die storie opnoem? Beskryf nou die verskillende patrone wat die dierekarakters op hul vel en pels het.

★ Gebruik ou materiaal, draad, krale en knope om handpoppe van Mogie, Gideon en Claw te maak. Gebruik die handpoppe om die storie op te voer.



Drive your
imagination



The great escape

By Jenny Robson ■ Illustrations by Karen Ahlschläger

Story corner



There was once a striped mouse named Mogie. She lived in a house under some rocks in a stony desert. In the springtime, all the beautiful flowers bloomed. They made the desert look like it was covered in colourful carpets.

One spring morning, Mogie heard someone calling her. "Mogie! Come and play. The sun is shining! The vygie flowers are all open!"

It was her friend Gideon. Mogie loved playing with Gideon. He was a spotted gecko and he was so funny. He had the funniest toes that looked like little bubbles on his feet.

Mogie put her head out and sniffed the air to check if it was safe. Then she scurried across the path to Gideon in the vygie bed. The sun was out, so the flowers were open. There was a wonderful mixture of pink, yellow, purple and orange flowers.



As soon as Mogie got to Gideon, he shouted, "Race you to the red aloe, Mogie! On your marks, get set, GO!" And off Gideon ran on his bubble toes. Mogie ran behind him, enjoying the warm sunshine on her fur.

When they reached the red aloe, they looked back to see how far they had run. In the field of flowers, they saw an animal with striped fur crouching down. It was Claw, the mean wild cat. Claw was stalking them!

"Run, Gideon, run!" squeaked Mogie. She scurried back to her house as fast as she could. When she was safely inside, she peeped out to check that Gideon had escaped too. Yes, there he was, scampering up the big rocks, right to the very top. How did he do that? How did he not fall off?

But where was Claw? Mogie saw Claw sitting at the bottom of the rocks, looking up at Gideon. Claw's tail flicked crossly: left, right, left, right.

The next day, Mogie and Gideon were sitting in the flowers. Gideon was enjoying the warm sunshine on his skin. "That was a great escape, Gideon!" said Mogie. "How do you do that? How do you run up a flat rock, all the way to the top, without falling?"

Gideon smiled and did a little gecko dance. "It's a gecko trick with my bubble toes," he said.

"It's a very clever trick," said Mogie. "Claw was so cross that you got away. Did you see his tail flicking angrily: left, right, left, right?"

Suddenly, a dark shadow fell across the purple flowers, blocking out the sun. Mogie and Gideon looked up and saw Claw watching them.

"Run!" squeaked Mogie and ran to her house. Her heart was beating so fast, it felt as if it would jump out of her chest.

Was Gideon safe too? Had he escaped? Mogie peeped out to check. But she didn't see Gideon scampering up the rock. She turned the other way and shouted, "Oh no!" Mogie saw a terrible thing – Claw had caught Gideon by the tail! Mogie was so upset that she couldn't watch. She went into her room and cried herself to sleep.



The next morning, the sun was shining. The spring flowers opened their petals – yellow, orange, pink and purple. But Mogie stayed in her house. She was too sad and scared to go anywhere.

Then she heard someone calling her.

"Mogie! Come and play. The sun is shining! The flowers are all open!"

Mogie couldn't believe her ears. Was that Gideon? She peeped out, and there he was. Gideon was smiling his gecko smile and dancing on his bubble toes!

Mogie scampered to him. "I saw Claw catch you by the tail. How did you escape?" she asked.

"Claw caught my tail," said Gideon. "But he didn't catch the rest of me!"

"What do you mean?" asked Mogie. "I'm confused."

Gideon explained, "My tail came off. Right off! It moved and bounced and twisted. All by itself! Gecko tails can do that. Claw was confused too. He kept trying to catch my tail," laughed Gideon. "Meanwhile, I was safe, hiding behind the red aloe. Now isn't that a clever gecko trick?"

"Ouch! Didn't it hurt?" asked Mogie.

"Not even a little bit," said Gideon. "The best thing of all is that my tail will grow back again. Gecko tails can do that. Now wasn't that the greatest escape ever?" Gideon could see that Mogie was very impressed.

Then Gideon said, "I bet I can beat you in a race even without my tail! Race you to the red aloe!"

But this time, before they started the race, Mogie and Gideon made sure that there was no sign of Claw. Then Gideon shouted, "On your marks, get set, GO!" And off they ran.

What Mogie and Gideon didn't know was that they were safe that day because Claw wasn't out hunting. He was still confused and trying to understand how the gecko had escaped. And as he sat thinking, Claw's tail flicked crossly: left, right, left, right.


Get story active!

- ★ Draw a picture of your favourite part of the story.
- ★ Can you name the five colours of the flowers in the story? Now describe the different patterns that the animal characters have on their skin and fur.
- ★ Use old material, wire, beads and buttons to make puppets of Mogie, Gideon and Claw. Use your puppets to act out the story.



Nal'ibali-pret

Nal'ibali fun



1.

September is Geletterheidsmaand! Hoe voel jy oor lees en stories skryf? Probeer 'n pittige slagspreuk skep om ander te inspireer om elke dag stories te lees en te skryf.

September is Literacy Month! How do you feel about reading and writing stories? Try to create a catchy slogan to inspire others to try reading and writing stories every day.

Lees / Reading

Skryf / Writing

Stories / Stories

2.

Skryf die maniere neer waarop jy lees en skryf in jou lewe gebruik - by die huis en by die skool. Voeg deur die hele Geletterheidsmaand nuwe punte by jou lys.

Write down the ways in which you use reading and writing in your life - at home and at school. Add new points to your list throughout Literacy Month.

Die maniere waarop ek lees en skryf in my lewe gebruik.

The ways I use reading and writing in my life.

3.

Wees 'n woordspeurder en vind hierdie woorde in die storie 'n Goeie ontsnapping.


Be a word detective and find these words in the story *The great escape*.

Kies enige woord:

Choose any word:

- ✿ wat vir Mogie beskryf
- ✿ wat vir Gideon beskryf
- ✿ wat vir Claw beskryf
- ✿ wat 'n gevoel beskryf
- ✿ wat die naam van 'n seisoen is
- ✿ wat die naam van 'n blom is
- ✿ wat beskryf hoe Mogie hardloop
- ✿ wat vir jou nuut is

- ✿ that describes Mogie
- ✿ that describes Gideon
- ✿ that describes Claw
- ✿ that describes a feeling
- ✿ that is the name of a season
- ✿ that is the name of a flower
- ✿ that describes how Mogie ran
- ✿ that is new to you



Nal'ibali is hier om jou te motiveer en te ondersteun. Kontak ons op een van die volgende maniere:

Nal'ibali is here to motivate and support you. Contact us in any of these ways:

- TheNalibaliChannel
- nalibaliSA
- @nalibaliSA
- @nalibalisa
- @nalibalisa
- nalibalisa
- The Nal'ibali Trust
- +27 64 801 5496

Produced by The Nal'ibali Trust. Translation by Anita van Zyl. Nal'ibali character illustrations by Rico.



Drive your imagination

