



Yisikhathi sokufunda kuzwakale!



It's time to read aloud!



Usuku Lomhlaba Lokufunda Kuzwakale lugujwa unyaka ngamunye ukuze kukhuthazwe izingane, intsha, nabantu abadala ukuba babelane ngamandla amagama. Lusikhumbuza nokuthi sonke sinalo ilungelo lokufunda, lokubhala nelokwabelana ngezindaba zethu.




World Read Aloud Day is celebrated each year to encourage children, teenagers, and adults to share the power of words. It also reminds us that we all have the right to read, to write and to share our stories.

Amasu okufunda kuzwakale

1. Ukufunda kuzwakale njalo kungumsebenzi! Veza izimo ezihlukahlukene ezweni lakho ukuze ubonise isimo.
2. Phrakthiza ukufunda indaba ngokuzwakalayo izikhathi ezimbalwa ngaphambi kokuyifundela izingane zakho.
3. Qala ngokufunda igama lombhali nelomdwebi ukuze izingane zakho zazi ukuthi izincwadi zenziwa ngabantu abanjengazo!
4. Nika izingane zakho isikhathi sokubheka izithombe nokukhuluma ngazo.
5. Zisize ukuthuthukisa amakhono okubikezela ezingane zakho ngokubuza imibuzo enjengokuthi, "Yini ocabanga ukuthi izokwenzeka ngokulandelayo?"

Tips for reading aloud

1. Reading aloud is always a performance! Put lots of expression in your voice to create the mood.
2. Practise reading the story aloud a few times before you read it to your children.
3. Start by reading the name of the author and illustrator so that your children appreciate that books are created by people just like them!
4. Allow time for your children to look at and talk about the pictures.
5. Help develop your children's prediction skills by asking questions like, "What do you think is going to happen next?"



Imibono yokugubha Usuku Lomhlaba Lokufunda Kuzwakale

- Vumela izingane zakho ukuba zizenzele amabheji azo oSuku Lomhlaba Lokufunda Kuzwakale (bheka ikhasi 16) ngaphambi komhla ka-7 kuNhlolanja ukuze ziwafake ngoSuku Lomhlaba Lokufunda Kuzwakale. (Ungathola amakhophi engeziwe ebheji noma ungalithola ngezinye izilimi ku-www.nalibali.org.)
- Yenzani incwajana oyisikayo uyikhiphe futhi uyigcine yendaba yethu ekhethekile yoSuku Lomhlaba Lokufunda Kuzwakale ethi, *Ikati elincane elilahlekile*, esemakhasini 5, 6, 11 no-12.
- Fundela izingane eziningi kangokunokwenzeka indaba ethi *Ikati elincane elilahlekile*. Yiya ku-www.nalibali.org futhi ubhalise ukuze usitshale ukuthi zingaki izingane ozifundele.
- Khetha ezinye zezinto okunikezwe amacebiso ngazo ekhasini elingemuva lencwajana esikwayo ikhishwe futhi igcinwe ukuze uzenze nezingane zakho.
- Cela izingane ezindadlana ukuba zifundele izingane ezincane emndenini wakho, emaqenjini okufunda noma esikoleni esikhathini esithile phakathi noSuku Lomhlaba Lokufunda Kuzwakale.

Ideas to celebrate World Read Aloud Day

- Let your children make their World Read Aloud Day badges (see page 16) before 7 February so that they can wear them on World Read Aloud Day. (You can get extra copies of the badge or find it in other languages at www.nalibali.org.)
- Make up the cut-out-and-keep booklet of our special World Read Aloud Day story, *The lost kitten*, on pages 5, 6, 11 and 12.
- Read *The lost kitten* to as many children as you can. Go to www.nalibali.org and sign up to let us know how many children you read to.
- Choose some of the activities suggested on the back page of the cut-out-and-keep booklet to do with your children.
- Ask older children to read to the younger children in your family, reading club or school sometime during World Read Aloud Day.

Hlanganyela ebumnandini!

1. Yiya ku-www.nalibali.org ukuze ubhalise umndeni wakho, iqembu lokufunda noma isikole sakini futhi usize ukwenza lolu Suku Lomhlaba Lokufunda Kuzwakale lube ngolukhulu kunazo zonke eNingizimu Afrika.
2. Ngomhla ka-7 kuNhlolanja 2024, fundela zonke izingane eziyingxenywe yokuphila kwakho indaba yethu yoSuku Lomhlaba Lokufunda Kuzwakale (*Ikati elincane elilahlekile*).
3. Faka izithombe namavidiyo emicimbi yeWRAD ezingosini zokuxhumana zokuzijabulisa kuhambisane ne-hashtag ethi **#nalibaliwrad2024**

Join in the fun!

1. Go to www.nalibali.org to sign up your family, reading club or school and help make this the biggest World Read Aloud Day event in South Africa.
2. On 7 February 2024, read our World Read Aloud Day story (*The lost kitten*) to all the children in your life.
3. Share photos and videos of your WRAD events on our social media sites with the hashtag **#nalibaliwrad2024**

TheNalibaliChannel

nalibaliSA

@nalibaliSA

@nalibalisa

@nalibalisa

nalibalisa

The Nal'ibali Trust

+27 64 801 5496



Drive your
imagination



IT STARTS WITH
A STORY.
KUQALA
NGENDABA
EXOXWAYO.



Izimbewu Zokufunda Nokubhala!


Amasu okwabelana ngezincwadi nabantwana nezithohlongwane

Literacy Seeds!

Tips for sharing books with babies and toddlers



Bazali nabanakekeli bezingane ezincane, akukho ndlela elungile noma engalungile yokusebenzisa izincwadi nabantwana nezithohlongwane. Yindaba nje yokuthi nijabulele isikhathi enisichitha ndawonye futhi nilandele lokho ezikwenzayo lapho ninquma ukuthi yini eningayizama ngokulandelayo. Yabelanani ngencwadi nabo kungaba yisikhathi esifushane noma eside kuye ngokwalokho nina nobabili enikufunayo – akudingekile niyiqede incwadi! Ningabuye nizame kamuva, noma ngenye indlela – noma nizame incwadi eyehlukile.



Dear parents and caregivers of young children, there's no right or wrong way to use books with babies and toddlers. It's more about enjoying the time you spend together and following their lead in deciding what to try next. Share a book together for as short or as long a time as you both want to – you don't have to finish the book! You can try again later, or in another way – or try a different book.

Luhlobo luni lwezincwadi engizikhethayo?

- Khetha izincwadi eziningi ezihlukahlukene ngolimi (ngezilimi) lwengane lwasekhaya, uma kungenzeka.
- Khetha izindaba ezinezinye izingane kanye nezinye ezixoxa ngomndeni nezinto ezivamile ezenzeka nsuku zonke.
- Izithohlongwane zizithanda kakhulu izincwadi zemilolozelo nama-flap-book.
- Yibani nezikhathi eziningi zokudlala ngezincwadi futhi zifundeni ngokuphindaphindiwe izincwadi ingane yakho ezithanda kakhulu!




What books do I choose?

- Choose lots of different books in your child's home language(s), wherever possible.
- Choose some stories that have other children in them as well as ones that are about family and familiar everyday experiences.
- Rhyme and flap-books are very popular with toddlers.
- Have lots of playful times with books and read books that are your child's favourites again and again!

Ongakwenza lapho nifunda incwadi

- Khululeka futhi uhlale unethezeke ingane yakho isethangeni lakho, noma eceleni kwakho, lapho uyifundela izincwadi.
- Yenza ingane inake izithombe futhi khuluma ngemiqondo, abalingiswa kanye nalokho okwenzekayo encwadini. Khomba umuntu othile noma into ethile futhi yisho ukuthi yini noma ukuthi ubani nokuthi wenzani.
- Khomba amagama njengoba uwafunda. Lokhu kusiza ingane yakho ifunde ukuthi ayini amagama nokuthi amagama owashoyo "avelaphi".
- Nyakazisa ubuso bakho nomzimba ukwenza indaba iphile.
- Buza imibuzo ngokuthi yini eyenzekayo encwadini. Yiphendule ngokwakho noma uvumele ingane yakho iyiphendule, uma ingakwazi futhi ithanda ukuphendula.
- Lalelisa kahle lokho okushiwo yingane yakho noma ekwenzayo futhi uyiphendule. Lokhu kwenza kube mnandi kini nobabili futhi kusiza ukuthuthukisa ulimi lwengane yakho.
- Thola izingxenye zendaba lapho ingane yakho ingahlanganyela khona. Isibonelo: isho imisho ephindaphindwayo endabeni noma yenze imisindo yabalingiswa noma yezinto ezisendabeni.



What to do while reading the book

- Relax and sit comfortably with your child on your lap, or next to you, when you share books.
- Draw your child's attention to the pictures and talk about the concepts, characters and what is happening in the book. Point to someone or something and say what or who it is and what they are doing.
- Point to the words as you read them. This helps your child learn what words are and where the words you are saying "come from".
- Use facial expressions and gestures to make the story come alive.
- Ask questions about what is happening in the book. Answer them yourself or allow your child to answer, if he or she can and wants to.
- Listen carefully to what your child says or does and respond to it. This makes the experience more interesting for both of you and helps to develop your child's language.
- Find parts of the story where your child can join in. For example: saying sentences that are repeated in the story or making the sounds and noises of the characters or objects in the book.



Drive your imagination



Indlela yokusebenzisa indaba ethi *Ikati elincane elilahlekile*

1. Mema – ungaphoqi – ingane yakho ukuba ifunde nawe.
2. Thola indawo ethule futhi okufundeka kahle kuyo. Cisha umsakazo, iTV, nomakhalekhukhwini.
3. Hlalani nisondelane noma ingane yakho ihlale ethangeni lakho.
4. Qala ngokubheka nokukhuluma ngekhava yangaphambili yencwadi. Funda isihloko sencwadi negama lomlobi nelomdwebi.
5. Bhokani izithombe ekhasini ngalinye. Khuthaza ingane yakho ukuba ihogele, ibambe noma ithinte amakhasi.
6. Yenza indaba iphile! Sebenzisa amaphimbo ahlukahlukene kuNeo, kuBella, kubazali bakaNeo, nakuGina.
7. Buza, “Yini ocabanga ukuthi izokwenzeka ngokulandelayo?” ezingxenyeni ezihlukahlukene zencwadi. Imibuzo enjalo izosiza ukushukumisa ukucabanga kwengane yakho.
8. Xoxani ngendaba. Xoxani ngemibuzo enjengokuthi, “Uyawathanda yini amakati amancane? Kungani uNoodle ekhonkothe ikati elincane? Kungani uBella adumala lapho uGina ezolanda ikati elincane?”
9. Tshela ingane yakho ukuthi yini oyithandayo ngemifanekiso. Buza ingane yakho ukuthi yini eyithandayo ngemifanekiso.
10. Okubaluleke kunakho konke, kujabuleleni ukwabelana ngencwadi, futhi zama kangokusemandleni ukwenza ukufunda kujabulise!





How to use the story *The lost kitten*

1. Invite – never force – your child to read with you.
2. Find somewhere quiet and comfortable to read. Turn off the radio, TV, and cell phone.
3. Sit close together or with your child on your lap.
4. Start by looking at and talking about the book's front cover. Read the story's title and the names of the author and illustrator.
5. Look at the pictures on each page. Encourage your child to smell, hold or touch the pages.
6. Make the story come alive! Use different voices for Neo, Bella, Neo's parents, and Gina.
7. Ask, “What do you think is going to happen next?” at different parts of the story. Such questions will help to stimulate your child's imagination.
8. Talk to each other about the story. Discuss questions like, “Do you like kittens? Why did Noodle bark at the kitten? Why was Bella sad when Gina came to fetch the kitten?”
9. Tell your child what you like about the illustrations. Ask your child what they like about the illustrations.
10. Most of all, enjoy sharing the book, and always try your best to make reading fun!

Imibono yezinto ezingenziwa ngendaba ethi *Ikati elincane elilahlekile*

Phakathi nalo lonke usuku (ngisho nalapho wenza imisebenzi yasendlini!), ungenza izinto ezijabulisayo nezingane zakho:

- 🐾 Culani ingoma ngezilwane nemisindo eziyenzayo.
- 🐾 Bhoka izingane zakho bese uthi, “Sawubona! Igama lami nguGinger. Miyawu, miyawu, miyawu!” noma “Sawubona! Igama lami nguNoodle. Wu, wu, wu!” Fakani nezinye izilwane nemisindo eziyenzayo.
- 🐾 Khuthaza izingane zakho ukuba zizame ukudweba ikati,inja, noma esinye isilwane.
- 🐾 Mema izingane zakho ukuba zixoxe izindaba ngamakati, injin, noma nanoma yini enye ezijabulisayo.



Activity ideas for *The lost kitten*

Throughout the day (even when you are doing chores!), you can do fun activities with your children:


- 🐾 Sing a song about animals and the sounds that they make.
- 🐾 Look at your children and say, “Hello! My name is Ginger. Meow, meow, meow!” or “Hello! My name is Noodle. Woof, woof, woof!” Include other animals and the sounds they make.
- 🐾 Encourage your children to try drawing a cat, a dog, or another animal.
- 🐾 Invite your children to tell stories about cats, dogs, or anything else that interests them.



Drive your imagination

Izinsuku ezizogujwa ngoNhlolanja!

Days to celebrate in February!



**2 February/
Nhlolanja**

Usuku Lomhlaba Lezindawo Ezingamaxhaphosi

Qwashisani umphakathi ngokuthi zibaluleke kangakanani izindawo ezingamaxhaphosi ekuvikeleni imiphakathi nezimiso zokusebenzelana kwezinto eziphilayo nezindawo ezikuzo emiphumeleni yokushintsha kwesimo sezulu.

World Wetlands Day

Create awareness about how important healthy wetlands are for protecting communities and ecosystems from the effects of climate change.



**11 February/
Nhlolanja**

Usuku Lwabesifazane namantombazane kwezesayensi

Umkhankaso wabesifazane namantombazane wokuba bakwazi ukubamba iqhaza nakakhulu kwezesayensi.

Day of women and girls in science

Campaign for women and girls to be able to participate more in science.

**13 February/
Nhlolanja**

Usuku Lomhlaba Lomsakazo

Bungazani ukubaluleka kwezinhlelo zomsakazo ezisakaza izindaba, umculo, imibono, nezinto ezenzekile emhlabeni wonke.

World Radio Day

Celebrate the importance of radio broadcasts that share news, music, ideas, and experiences from around the world.



**14 February/
Nhlolanja**

Usuku Luka-Valentine

Yazisa abanye indlela obathanda ngayo!

Valentines Day

Let others know how much you love them!



Usuku Lomhlaba Lwezobulungisa Bomphakathi

Yabelanani ngemibono nezenzo mayelana nendlela yokulwa nokungabikho kwemisebenzi, ukuhlupheka kanye nemithetho nezenzo ezenza kube nzima ngabanye ukuba babe yingxeny yomphakathi.

World Social Justice Day

Share ideas and actions on how to fight against unemployment, poverty and laws and behaviour that make it difficult for others to be part of society.



Yandisa ilayibrari yakho.

Zenzele ezakho izincwadi **EZIMBILI** ozozisika uzikhiphe bese uzigcina

1. Khipha ikhasi lesi-5 ukuya kwele-12 alesi sithasiselo.
2. Iphepha elinamakhasi 5, 6, 11 kanye nele-12 lenza incwadi eyodwa. Iphepha elinamakhasi 7, 8, 9 kanye nele-10 lenza enye incwadi.
3. Sebenzisa iphepha ngalinye ukuze wenze incwadi. Landela imiyalelo engezansi ukuze wenze incwadi ngayinye.
 - a) Songa iphepha libe nguhhafu ngokulandela umugqa wamachashazi amnyama.
 - b) Lisonge libe nguhhafu futhi ulandele umugqa wamachashazi aluhlaza okotshani.
 - c) Sika ulandele umugqa wamachashazi abomvu.



Grow your own library.

Create **TWO** cut-out-and-keep books

1. Take out pages 5 to 12 of this supplement.
2. The sheet with pages 5, 6, 11 and 12 on it makes up one book. The sheet with pages 7, 8, 9 and 10 on it makes up the other book.
3. Use each of the sheets to make a book. Follow the instructions below to make each book.
 - a) Fold the sheet in half along the black dotted line.
 - b) Fold it in half again along the green dotted line.
 - c) Cut along the red dotted lines.



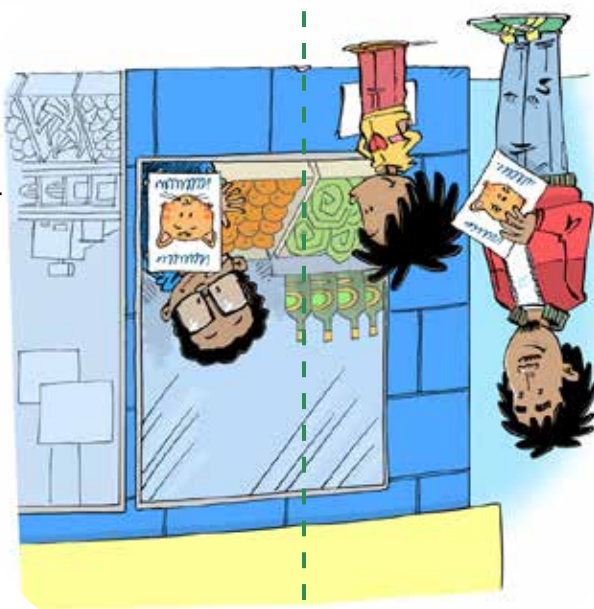
Drive your
imagination

Okuqala bayela ibhori, base beya esitolo, futhi lapho sebubuyela ekhaya umakhelwane wabavumela ukuba bachome iphosta esangweni lakhe. Bagcina iphosta eyodwa futhi bayichoma ebhodini lezaziso lasesikoleni ngoMsimbuluko.



“Masiqale!” kusho uNeo. Lapho nje sebenze amaphosta amane, uBaba wathi, “Ngicabanga ukuthi sekwanele. Masihambe

NgoMgqibelo ekuseni, uBella wafika entathakusa. “Ngize nephapha namakhrayoni okwenza iphosta,” kusho uBella njengoba egona ikati elincane.



First they went to the library, then they went to the shop and on their way home the neighbour let them put a poster on her gate. They saved one poster and put it on the school's notice board on Monday.



“Let's get started!” said Neo. Once they had made four posters, Dad said, “I think that's enough. Let's go put them up.”

On Saturday morning, Bella arrived very early. “I brought paper and crayons to make posters,” said Bella as she hugged the kitten.

Neo, Bella and Noodle are enjoying themselves in Neo's front garden. Suddenly, Noodle jumps up and starts barking. Just then, a tiny kitten crawls out from under a bush. Bella immediately falls in love with the little kitten. But it looks like it belongs to someone else. What will Neo and Bella do?



UNeo, uBella noNoodle bazijabulele engadini yakubo kwaNeo. Kungazelelwe, uNoodle uyagxuma futhi uqala ukukhonkotha. Ngaso lesi sikhathi, ikati elincane liyanwabuzela liphuma ehlathini. Khonamanjalo uBella ube eselithanda kakhulu ikati elincane. Kodwa kubukeka ngathi lingelomuntu othile. Yini uNeo noBella abazoyenza?

Get story active!

- Draw a picture of your favourite part of the story.
- Why don't you try acting out this story or a part of it with a group of your friends and family? You can even have someone pretend to be Ginger and Noodle. Use actions, words, and voices to make it fun!
- Make a poster of your pet or a pet you would like to have. Draw a picture of your pet. Write or ask someone to help you write the size, colour, and name of your pet.

Yenza indaba ihlabane umxhwele!

- Dweba isithombe sengxenye oyithanda kakhulu yale ndaba.
- Kungani ungazami ukuyilingisa le ndaba noma ingxenye yayo ukanye neqembu labangane bakho nomnden? Ungaba ngisho nothile ongazenza sengathi unguGinger noNoodle. Ngezenzo, amazwi namaphimbo yenzeni ihlekise!
- Yenza iphosta yesilwane sakho sasekhaya noma yesilwane sasekhaya ongathanda ukuba naso. Dweba isithombe sesilwane sakho sasekhaya. Bhala noma ucele ukuba othile akusize ubhale ubungako, umbala negama lesilwane sakho sasekhaya.

Nal'ibali is a national reading-for-enjoyment campaign to spark and embed a culture of reading across South Africa. For more information, visit www.nalibali.org



UNal'ibali umkhankaso kazwelonke wokufundela ukuzithokozisa wokokhela inhlansi nokuzinzisa isiko lokufunda eNingizimu Afrika yonkana. Ukuze uthole eminye iminingwane, vakashela ku-www.nalibali.org

The lost kitten



Ikati elincane elilahlekile

Stacey Fru • Rico Schacherl

Ideas to talk about: Do you or does someone you know have a pet? How would you feel if the pet got lost? What could you do to try and find the lost pet? How would you feel if you found it again?

Imibono okungaxoxwa ngayo: Ingabe wena noma othile omaziyo ufuye isilwane sasekhaya? Ubungazizwa kanjani uma isilwane sasekhaya silahlekile? Yini obungayenza ukuze usithole isilwane sasekhaya esilahlekile? Ubungazizwa kanjani lapho usuphinde wasithola?



Drive your
imagination

World Read Aloud Day 2024 •
USuku Lomhlaba Lokufunda Kuzwakale 2024



Ubaba waphakamisa ikhanda encwadini ayejifundela uMbalil. “Kumele sizame ukuthola abanikazi. Cishe bakhathazeke kakhulu ngokuthi balahlekelwe yikati labo,” esho. “Sekwephuze kakhulu ukubathola manje ebusuku,” kusho uMama. “Kodwa kusasa ekuseni singenza amaphosta ekati elincane elilahlekile futhi siwachome. Mhlawumbe umnikazi uzowabona amaphosta.” Lapho uMama eyisa uBella noNoodle ekhaya, uNeo wathola ibhokisi lezicathulo nejezi elidala wenzela ikati elincane umbhede ofudumele ngalo. Ubaba walifunza ukudla futhi walinika amanzi ahlanzekile ngendishi enkulul. Ngokushesha isisu sekati elincane sase sigcwele phama ukusutha futhi lalala zwi.



“Oh, hello,” said Neo when he saw a girl he had not met before standing at the door. “Hello, my name is Gina,” said the girl. She looked worried. “I saw your poster at the library. I think the kitten you found may be mine. Her name is Ginger and she has a blue collar around her neck.”

On Tuesday afternoon, Neo, Bella, Noodle and the kitten were playing in the lounge. *Knock, knock, knock!* There was someone at the door. Neo ran to open the door. “Who is it, Neo?” asked Bella. Noodle barked excitedly. All the noise gave the kitten such a fright that it ran and hid under the couch.

On Friday afternoon, Neo and Bella were playing in Neo’s garden. Noodle was sleeping peacefully in the sun.



Suddenly, Noodle jumped up and started barking. *Woof, woof, woof!* “What’s wrong, Noodle?” Bella asked.

Bella’s face lit up. “Thank you!” she said. “Neo and I would love to visit tomorrow afternoon.” “But,” said Neo, “I think Noodle should stay home.” And everyone agreed that this was probably a very good idea.



Ubuso bukaBella bachachamba. “Siyabonga!” esho. “Mina noNeo singathanda ukuvakasha kusasa ntambama.” “Kodwa,” kusho uNeo, “Ngicabanga ukuthi uNoodle kufanele asale ekhaya.” Bonke bavuma ukuthi lona cishe kwakungumbono omuhle kakhulu.



When they arrive at Lebo's home, Gogo rests on the sofa. Lebo dashes into the lounge. "Gogo, Gogo, I know what we can do today! We can go to the mall. There are lots of shops with nice toys and ice cream!" "I'm afraid I can't. The mall is too big, and I will get so tired."

Lapho befika kwaLebo, uGogo uhlala kusofa aphumule. ULebo uyashesha uya egunjini lokuphumula. "Gogo, Gogo, ngiyazi ukuthi yini esingayenza namuhla! Singaya emoli. Kunezitolo eziningi ezinamathoyisi amahle no-ice-cream!" "Ngeke kulunge. Imoli inkulu kakhulu, ngizokhathala kakhulu."

Lots more free books at bookdash.org



Get story active!

- ★ Imagine that you are going to have a tea party for your family and friends. Make a list of the food you would make.
- ★ Write a message to invite your family and friends to your party. It can be an invitation card, a letter, an SMS or a WhatsApp message.
- ★ Now draw a picture of you and your family and friends at the tea party.

Yenza indaba ihlabe umxhwele!

- ★ Zicabange ukuthi uzoba nomcimbi wetiye womndeni wakho nabangane. Bhala uhlu lokudla ongakupheka.
- ★ Bhala umyalezo wokumema umndeni wakho nabangane emcimbini wakho. Kungaba yikhadi lesimemo, incwadi, umyalezo we-SMS noma we-WhatsApp.
- ★ Manje dweba isithombe sakho nomndeni wakho nabangane nisemcimbini wetiye.

Nal'ibali is a national reading-for-enjoyment campaign to spark and embed a culture of reading across South Africa. For more information, visit www.nalibali.org



Drive your
imagination

UNal'ibali umkhankaso kazwelonke wokufundela ukuzithokozisa wokokhela inhlansi nokuzinzisa isiko lokufunda eNingizimu Afrika yonkana. Ukuze uthole eminye imininingwane, vakashela ku-www.nalibali.org

Lebo and Gogo's tea party




Umcimbi wetiye kaLebo noGogo

Siphosethu Zantsi • Sashni Govender • Elizabeth Sparg

Ideas to talk about: Have you ever been to a tea party? What kind of food do you think should be at a party? How is a tea party different from other kinds of parties?

Imibono okungaxoxwa ngayo: Wake waya emcimbini wetiye? Luhlobo luni lokudla ocabanga ukuthi kumele lube kulowo mcimbi? Umcimbi wetiye uhluke kanjani kwezinye izinhlobo zemcimbi?



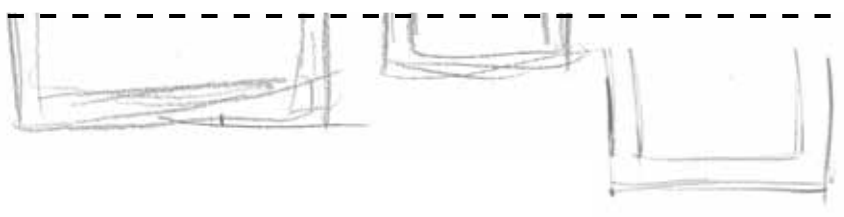
“Gogo, you must come. We will have so much fun!” Lebo says, excitedly. During the drive, Lebo bounces on her seat. She thinks of all the wild adventures she and Gogo will have in the city.

“Gogo, kumele uze. Kuzoba mmandi kakhulu!” kusho uLebo, ngenjabulo. Njengoba behamba ngemoto, uLebo uyagxuma esihlalweni sakhe. Ucabanga ngazo zonke izinto ezidinga isibindi abazozenza yena noGogo edolobheni.



“Gogo, Gogo, ngiyazi ukuthi yini esingayenza namuhla! Singaya epaki!” “Neke kulunge nalokho. Epaki izinja zizolokhu zigijima zingizungeza, zingaze zingiwise futhi.”

“Gogo, Gogo, I know what we can do today! We can go to the park!” “I’m afraid that won’t work. The dogs in the park will run around and could make me fall again.”



Lebo is at Gogo’s farm. She is bored with chasing the animals.

“Now you chase me, Gogo!” Lebo shouts as she races past.

“Slow down, Lebo,” Gogo says, hurrying to catch up.

Gogo trips over a rock while chasing Lebo.

“Ouch!” she screams. Gogo has hurt her ankle.

ULebo usepulazini likaGogo. Udinekile wukulokhu egijimisa izilwane.

“Gogo, gijimisa mina manje!” uLebo ememeza njengoba egijima edlula.

“Yehlisa ijubane, Lebo,” kusho uGogo, eshesha ukuze amfice.

UGogo uqhuzulwa yitshe lapho egijimisa uLebo.

“Ishuuu!” ememeza.


UGogo uzilimaze eqakaleni.



ULebo uthule cwaka njengoba uGogo ethunga.

Kungazelelwe usenombono othile! “Gogo, Gogo, ngiyazi ukuthi yini esingayenza namuhla! Masenze umcimbi wetiye. Gogo, ungahlala khona lapha. Mina ngizokulethela yonke into ngoba wena ulimele.”





Lebo is quiet while Gogo knits.
Suddenly she has an idea! “Gogo,
Gogo, I know what we can do today!
Let’s have a tea party. Gogo, you can
sit here. I will bring everything to you
because you are hurt.”






Ugogo ubuya kudokotela efake
isicathulo esikhethekile ehamba
ngezinduku.
“Gogo, woza siye nawe edolobheni
ukuze sikunakekele,” kusho umama
kaLebo.
“Ngeke ngilishiye ipulazi lami.
Ngizokwazi ukuzinakekela,” kuphendula
uGogo, ngenkani.



Gogo comes back from the doctor with a
special boot and crutches.
“Gogo, come back to the city with us so that
we can take care of you,” says Lebo’s mom.
“I won’t leave my farm. I will manage on my
own,” Gogo replies, stubbornly.

A second later, Lebo’s eyes are wide
with excitement. “Gogo, Gogo, I know
what else we can do today. Let’s go to
the beach.”
“I’m sorry, Lebo. I’m afraid my
crutches will sink into the soft sand.”
Umzuzwana kamuva, amehlo kaLebo
ayaqhakaza yinjabulo. “Gogo, Gogo,
ngiyazi ukuthi yini enye esingayenza
namuhla! Masiye olwandle.”
“Uxolo, Lebo. Ngeke kulunge, izinduku
zami zizoshona esihlabathini esithambile.”





“Sawubona,” kusho uNeo lapho ebona intombazane ayengakaze ayibone phambili ni imi emnyango. “Sawubona, igama lami nginguGina,” kusho le ntombazane. Yayibukeka ikhathazekile. “Ngibone iphosta yenu elayibhrari. Ngicabanga ukuthi ikati elincane enilitholile ngeلامي. Igama lalo nguGinger futhi linomgexo oluhlaza okwesibhakabhaka entanjeni!”

NgoLwesibili ntambama, uNeo, uBella, uNoodle nekatilincane babeledala egunjini lokuphumula. Qoqoqi kwakunomuntu emnyango. UNeo wagijima wayovula umnyango. “Ubani lowo, Neo?” kubuza uBella. UNoodle wakhonkotha ngenjubo. Umsindo wethusa ikatilincane laze lagijima layocasha ngaphansi kukasofa.



Dad looked up from the book he was reading to Mballi. “We should try to find the owners. They are probably very worried about their lost kitten,” he said. “It’s too late to find them tonight,” said Mom. “But tomorrow morning we can make posters about the lost kitten and put them up. Maybe the owner will see the posters.” While Mom walked Bella and Noodle home, Neo found a shoebox and an old jersey to make a cosy bed for the kitten. Dad fed it and gave it a big bowl of clean water. Soon the kitten had a full belly and was fast asleep.

NgoLwesihlanu ntambama, uNeo noBella babeledala engadini yakubo kaNeo. UNoodle wayezilalele ngokuthula elangeni.



Kungazelelwe, uNoodle wagxuma futhi waqala ukukhonkotha. Wu, wu, wu!

“Kwenze njani, Noodle?” kubuza uBella.

“Ginger! I missed you,” said Gina hugging her kitten. She was very happy too. “Thank you for taking such good care of her, Bella and Neo.”

“I’m happy that you found your kitten,” said Bella. “But I’m a bit sad that we won’t see Ginger again.”

Neo put his arm around Bella’s shoulder. He could see that she was about to cry.

“Oh, don’t worry!” said Gina. “We live close by. You are welcome to visit Ginger whenever you like.”

“Ginger! Bengikukhumbula,” kusho uGina egona ikati lakhe elincane. Naye wabajula kakhulu. “Ngiyabonga ngokulinakekela kahle kangaka, Bella noNeo.”

“Ngiyajabula ukuthi ulitholile ikati lakho elincane,” kusho uBella. “Kodwa ngidabukile ukuthi ngeke sisaphinde simbone uGinger.”

UNeo wagaxa uBella ehlombe. Wayebona ukuthi wayesezokhala.

“Ungakhathazeki!” kusho uGina. “Sihlala khona lapha eduze. Namukelekile ukuvakashela uGinger noma nini lapho nithanda.”

“Mama, Baba, bhekan! Sithole ikati elincane engadini!” kumemeza uNeo njengoba begijimela egunjini lokuphumula.

“Sicabanga ukuthi lilahlekile, kodwa kumele ukuthi lingelomuntu othile ngoba linomgexo oluhlaza okwesibhakabhaka entangeni,” kusho uBella.



“Mom, Dad, look! We found a kitten in the garden!” shouted Neo as they ran into the lounge.

“We think it’s lost, but it must belong to someone because it has a blue collar around its neck,” said Bella.

Then they heard another sound coming from the bushes. *Meow, meow, meow!* A tiny ginger kitten crawled out from under a bush. Bella rushed over and picked it up very carefully. “Look at its cute furry face,” she said, showing Neo.

“And it has a pretty blue collar around its neck,” said Neo.

Noodle wanted to see too, but his barking scared the kitten, so Neo and Bella took it inside.

Base bezwa omunye umsindo ovela ehlathini. *Miyawu, miyawu, miyawu!* Ikati elincanyana elijinja lanwabuzela liphuma ehlathini. UBella washesha waya kulo wafike walithatha ngobunono obukhulu. “Bheka ubuso balo obuhle obugcwele uboya,” esho ebonisa uNeo.

“Futhi linomgexo omuhle oluhlaza okwesibhakabhaka entangeni,” kusho uNeo.

UNoodle naye wayefuna ukubona, kodwa ukukhonkotha kwakhe kwaletusa ikati elincane, ngakho uNeo noBella balingenisa endlini.



Inhliziyo kaBella yathi ukugxuma kancale. Empeleli wayefuna ukulingcina leli kati elincane, kodwa wayazi ukuthi uGina kumele ukuthi wayekhathezeke kakhulu ngekati lakhe elincane. “Ngena,” kusho uBella.

Kodwa lapho beya egunjini lokuphumula, ikati elincane lalingabonwa nangokhasha. “Hhayibo kahleni!” kusho uBella. “Kungabi ukuthi seliphinde lalahleka futhi ikati elincane!



Bella’s heart skipped a beat. She really wanted to keep the kitten, but she knew that Gina must have been very worried about her kitten. “Come in,” said Bella.

But when they walked into the lounge, the kitten was nowhere to be seen. “Oh no!” said Bella. “I hope the kitten isn’t lost again!”

Neo, Bella and Gina looked all over the lounge, but they couldn’t find the kitten anywhere. Gina looked very sad.

Then they heard Noodle in the kitchen. *Woof, woof!* This was followed by a loud *CRASH!*

The children hurried to the kitchen. There sat the kitten. It had knocked over its water bowl when Noodle barked and was now very wet. Bella scooped it up and quickly dried it. Then she handed the kitten to Gina.

Purr, purr, purr.

The kitten was very happy!



UNeo, uBella noGina balicinga yonke indawo egunjini lokuphumula, kodwa abalitholanga nhlobo ikati elincane. UGina wabukeka edabuke kakhulu.

Base bezwa uNoodle ekhishini. *Wu, wu!* Lokhu kwalandelwa *NGUKUBHAKLAZEKA* okukhulu!

Izingane zaphuthuma ekhishini. Nalo lihleli lapho ikati elincane. Lalishayise indishi yamanzi yawa ngenkathi uNoodle ekhonkotha futhi manje lase limanzi nte. UBella walithi thasi futhi walomisa ngokushesha. Wabe eselinika uGina, *Nyawu, nyawu, nyawu.* Ikati elincane lalijabule kakhulu!

Izindaba zikaNal'ibali



Nal'ibali News

UKUGUBHA IZINGQOPHAMLANDO @ (CELEBRATING MILESTONES)

I-Lebalelo Writing Project yethulwa ngoNhlaba 2023. Phakathi ne-workshop sikanye nabazali, sahlola ukuthi sasingawakha kanjani amathuba engeziwe afundisayo nawokufunda ezingane ajabulisayo futhi enza zibambe iqhaza. Sanquma ukuthi sasizoba nefestivali yezingane ngoMandulo 2023, ngoba uyikho kokubili iNyanga Yokufunda Nokubhala kanye neyamaGugu. Ifestivali yethu yayizoba nemidlalo okwazi ukuyidlala nekhompyutha, izikhathi zokuxoxa izindaba, ukudansa kanye neminye imidlalo eyayizoletha injabulo nohleko entsheni eyayikhona.

Phakathi nefestivali, eyabanjelwa eKwata Primary School endaweni yase-Ga-Phala, sagxila ekukhuthazeni ukuqwashisa umphakathi ngamasiko nangokwahlukahluka kwezinto. Kwakukhona abafundi abayi-160 abavela ezikoleni eziyi-12 ezisezindaweni eziyisishiyagalolunye. Abantu abadala abangamashumi amane nesishiyagalolunye, kuhlenganisa nothisha, amalungu e-Ga-Phala Traditional Authority, e-Lebalelo Water User Association, ne-Fetakgomo Municipality Librarians, nabo basijoyina ukuze babukise ngamasiko nemikhuba yesintu eyehlukahlukeni ukuze izingane zifunde ngokuceba kwamasiko aseNingizimu Afrika futhi zikwazise. Ngemidlalo enjengomculo nokudansa, izingane zaveza futhi zahlakulele amakhono azo obuciko nawokucabanga.

The Lebalelo Writing Project was launched in May 2023. During a workshop with parents, we looked at how we could create more educational and learning opportunities for children that were fun and engaging. We decided that we would have a children's festival in September 2023, as it is both Literacy and Heritage Month. Our festival would include interactive games, storytelling sessions, dance and other activities that would bring joy and laughter to the young attendees.

During the festival, which was held at Kwata Primary School in Ga Phala village, we focused on promoting cultural awareness and diversity. In attendance were 160 students from 12 schools in 9 villages.

Forty-nine adults, including teachers, members of the Ga Phala Traditional Authority, the Lebalelo Water User Association, and the Fetakgomo Municipality Librarians also joined us to showcase different cultures and traditions so that the children could learn about and appreciate South Africa's cultural richness. Through activities like music and dance performances, the children expressed and developed their artistic and imaginative abilities.



Omunye wemiphumela yokulungiselelwa kwefestivali yethu kwaba ukwenziwa kwencwadi ebhalelwe izingane eyenziwe yizingane nabazali bazo. Samema izikole zendawo ukuba zikhethe izingane ezazizoqeqeshwa ngabaqalisi bezindaba bethu beNal'ibali kanye noReallance Mashigo, umbhali.

NgoNtulikazi 2023, izindaba ezazibhalwe yizingane zesikole nabazali bazo kanye nemidwebo ethile yezingane zathunyelwa ukuba ziyoshicilelwa zibe yincwadi enesihloko esithi **"Ke Leeto story collection"**, eyethulwa ngomhla ka-30 kuMandulo 2023 phakathi ne-Lebalelo Children's Festival.



One of the outcomes of our festival preparations was the development of a book written for children by children and their parents. We invited local schools to select children who would be trained in story writing and drawing by our Nal'ibali story sparkers and Reallance Mashigo, an author.

In July 2023, the stories written by the school children and their parents as well as some children's drawings were submitted for publishing as a book titled **"Ke Leeto story collection"**, which was launched on 30 September 2023 during the Lebalelo Children's Festival.



Amafestivali angenza kube nesimo esiphephile nesobudlelwano ezinganeni ukuba zixhumane nontanga yazo abavela ezikoleni ezihlukahlukene, zakhe abangane abasha futhi zihlakulele amakhono okuba nobudlelwano.

Festivals can provide a safe and social environment for children to interact with their peers from different schools, make new friends and develop social skills.



Amafestivali ezingane angahlenganisa imiphakathi ndawonye ngokubandakanya amabhizinisi endawo, izikole, nezinhlangano. Lokhu kuyasiza ukwakha umuzwa wokuba ngumphakathi nokuziqhayisa.

Children's festivals can bring communities together by involving local businesses, schools, and organisations. This helps build a sense of community and pride.

Izingane ziphelezela ngothisha bazo.

The children are accompanied by their teachers.





Into eyintandokazi kaMnu Matsane



NguSiphiliselwe Makhanya Imifanekiso nguMagriet Brink noLeo Daly

UDuma lalimhlanyisa ibhola lezinyawo. Lapho ayengadlali ibhola noma engalibukeli kuTV, wayesika izithombe zabo bonke abadlali ababekumaphephabhuku ebhola amadala kayise futhi abanamathisele ngenhla kombhede wakhe. Ngezinsuku ezinezimvula, uDuma nomngani wakhe uSimphiwe babenza abadlali bebhola abancane ngephepha futhi babedlala imidlalo eminingi yebhola ngabo.

Umuntu okuwukuphela kwakhe owayethanda ibhola ukudlula uDuma kwakunguyise, uMnu Matsane. UMnu Matsane wayethanda ibhola kakhulu kangangoba waqamba indodana yakhe igama elifana nelomdlali oyintandokazi yakhe – uDuma “Lightning” Nyawo. Njalo lapho uMnu Matsane ebona uLightning edlala kuTV, wayesukuma ame. Njengoba lesi sihlalani sebhola sijika ibhola siqonda ngasemapalini, wayevame ukumemeza, “BASHAAAAAYE! NGEZULU!” Bese eyalinda, enike ebheke kuTV njengokungathi uLightning umzwile esikrinini sengilazi.

Uma uLightning egeja emapalini, uMnu Matsane wayebamba ikhanda lakhe futhi abubule, njengoba nje kwenza bonke abalandeli bebhola kuTV. Kodwa lapho uLightning ehora, uDuma noyise babehlalisa futhi babambane. Babegxuma futhi badanse, bese begcina ngokuvayizisa izandla ngendlela yabo ekhethekile. Ngemva kwalokho babebuyela baziphonse kusofa, behleka.



Egunjini labo lokuphumula, ekhabetheini elineminyango yengilazi, ubaba kaDuma wayegcine into eyintandokazi yakhe emhlabeni wonke – ibhola lezinyawo elisayinwe nguLightning ngokwakhe. “Ngumkhaya wami lowo!” Ubaba kaDuma wayethanda ukutshela abangani bakhe lapho ebabonisa lelo bhola. “Wakhulela ngaphesheya kwaleliya gquma lapho kwakuhlala khona umndeni wakithi. Bheka ukuthi useyisihlabani esinjani manje!”

USimphiwe naye wayezihlanyela nje ngebhola njengoDuma noyise. Ngolunye usuku, laba bangani ababili babedlala ibhola ngasemuva egcekeni lakubo kwaSimphiwe. Igceke laliphelela ngasemfuleni.

“Ubani ongumfaki wamagoli ongcono – uMaake noma uZondi?” kubuza uDuma?

“Ubaba uthi uMaake nguye ongumfaki wamagoli ongcono,” kusho uSimphiwe. “Ukwazi ukukhahlela ngonyawo lesobunxele noma ngonyawo lesokudla. Kanti uZondi ukhahlela ngonyawo olulodwa njalo.”

“Kodwa uZondi ukwazi ukukhahlela liye kude kakhulu,” kusho uDuma.

“Kungaba njani wena wenze ngathi unguZondi, mina ngizokwenza ngathi nginguMaake, futhi sincintisane?” kusho uSimphiwe.

“Kulungile!” kuvuma uDuma.

Laba bafana babesebenzisa ibhola elenziwe ngodaka, amaphephandaba namaphakethe epulasitiki asezitolo. USimphiwe wazama ukukhahlela ibhola ngonyawo lwakhe lesobunxele liye phakathi kwamadwala ababewathatha njengamapali. “Liqinile,” esho. “Leli bhola aliyenzi into engifuna liyenze! Kungani liqine kangaka?”

“Ngicabanga ukuthi inkinga yibhola,” kusho uDuma. “Ubaba uthi umoya osebholeni ungenza umdlalo ube mnandi noma ube mubi.”

“Kodwa asinalo ibhola elinomoya phakathi,” kusho uSimphiwe. “Mhlawumbe kumele siliinde size sithole ibhola langempela ukuze senze lo mncintiswano.”

UDuma wayengafuni ukulinda. Wahlina futhi wathi ukucabanga isikhashana.

Ngokuphazima kweso, wamamatheka futhi wabukeka ejabulile. “Ngiyazi ukuthi singalitholaphi ibhola!” esho. “Linda lapha, ngeke ngithathe isikhashi eside.”

Ngokushesha uDuma wabuya, ephethe into eyintandokazi kayise – ibhola elalisayinwe nguLightning. Manje umdlalo wawujabulisa kakhulu. UDuma wenza ngathi unguZondi, elijika ibhola edlula bonke abanye abadlali. Yebo! UZondi walibona ithuba lakhe lokukora. UDuma wakhahlela ibhola kakhulu ngamandla akhe wonke. Laqhasha laya ngasemapalini futhi lashaya kwelinye lamadwala. Lase lindiza lishona le, lizungeza liya ngasemfuleni ezansi kwegceke.

“HI-HAY! BO!” kugquma uDuma njengoba ebuka ibhola. Wayethuke kakhulu kangangoba wama wanganyakaza. USimphiwe wagijima elandela ibhola, kodwa lagingqika ngesivini esikhulu. *XHAPHA!* Ibhola lasho phakathi emanzini. UDuma wagijima waya kumngani wakhe. Bobabili babukela ibhola lilokhu liya liba lincane njengoba amanzi agobhozayo ayelokhu ehamba nalo lilokhu liqhela.



Lapho abafana bengabuyi ekhaya ngaleyo ntambama, abazali babo baqala ukukhathazeka. Bonke omakhelwane basiza ukucinga uDuma noSimphiwe kwaphela amahora ngamahora, kodwa abafana ababonwanga nangokhasha.

Ekugcineni, njengoba ilanga laliyoshona, uMnu Matsane wabiza amaphoyisa. Eza nenja enkulu okuthiwa nguUopie ukuze isize ekutholeni uDuma noSimphiwe. *SNIFF, SNIFF, SNIFF*, nango uOpie, enukisa izimpahla zalaba bafana, *SNIFF, SNIFF, SNIFF*. Ngemva nje kokuba eselizwile iphunga lalaba bafana, watshikizisa umsila wakhe omkhulu futhi wasuka ngejubane, futhi bonke abantu bamlandela. Wabaholela endaweni engaphansi kwebhuloho ezansi nomfula. Lapho kwakuhleli uDuma noSimphiwe. Babegoqene benamathele, beqhaqhaqha, bemboze amadolo ngezikhumba ukuze bafudumale. Amathoshi amaphoyisa abakhanyisa ebusweni babo obunezinyembezi.

“Ngiyaxolisa, Baba,” kusho uDuma lapho sebesekhaya bephephile. “Bengingaqondile ukulahla into yakho eyintandokazi, ebaluleke kakhulu. Besizoyibuyisela.” Waphinde waqala ukukhala futhi wakhala nakakhulu.

UMnu Matsane wambambatha uDuma emhlabeni futhi wamamatheka. “Yini le okhuluma ngayo?” ebuza. “Leliya bhola elidala belilile, kodwa belingeyona into ebaluleke kakhulu kunazo zonke ekuphileni kwami.” UMnu Matsane wayeseyagoba futhi wahaga uDuma ngothando. “Duma, *nguwe* oyinto ebaluleke kakhulu kunazo zonke ekuphileni kwami!” esho. Lokhu kwenza uDuma wafuna ukudansa.

Yenza indaba ihlabe umxhwele!

- Unawo yini umdlalo oyintandokazi yakho? Ukhona yini umdlali oyintandokazi yakho kulowo mdlalo?
- Unayo yini into eyintandokazi yakho? Yini eyenza ikhetheke?

- Dweba isithombe sento eyintandokazi yakho. Kungaba yizimpahla eziyintandokazi kuwe, ukudla, isilwane noma umuntu.



Drive your
imagination



Mr Matsane's favourite thing

By Siphiliselwe Makhanya ■ Illustrations by Magriet Brink and Leo Daly



Duma was crazy about soccer. When he wasn't playing soccer or watching it on TV, he cut out pictures of all the players from his dad's old soccer magazines and stuck them above his bed. On rainy days, Duma and his friend Simphiwe made tiny soccer players out of paper and played many soccer games with them.

The only person who loved soccer more than Duma was his dad, Mr Matsane. Mr Matsane loved soccer so much that he gave his son the same name as his favourite player – Duma "Lightning" Nyawo. Whenever Mr Matsane saw Lightning playing on TV, he stood up. As the soccer star dribbled the ball towards the goal posts, he always shouted, "BASHAAAAAYE! NGEZULU! Strike them with lightning!" Then he waited, leaning towards the TV as though Lightning had heard him through the glass screen.

If Lightning missed the goal posts, Mr Matsane held his head and groaned, just like all the soccer fans on the TV did. But when Lightning scored, Duma and his dad cheered and grabbed each other. They jumped up and did a little dance, ending with a special wave. Then they flopped back onto the sofa, laughing.



In their lounge, in a cupboard with glass doors, Duma's dad kept his favourite thing in the whole world – a soccer ball signed by Lightning himself. "That's my homeboy!" Duma's dad liked to tell his friends when he showed them the ball. "He grew up just over the hill from where my family lived. Look what a star he is now!"

Simphiwe was just as soccer mad as Duma and his dad. One day, the two friends were playing soccer in the backyard of Simphiwe's house. The yard ended near the river.

"Who is a better striker – Maake or Zondi?" asked Duma.

"My father says Maake is the best striker," said Simphiwe. "He can kick with the left foot or the right foot. Zondi always kicks with the same foot."

"But Zondi can kick from very far away," said Duma.

"How about you pretend that you're Zondi and I'll pretend that I'm Maake, and we can have a contest?" suggested Simphiwe.

"Okay!" agreed Duma.

The boys were using a soccer ball made of mud, newspaper and lots of plastic shopping packets. Simphiwe tried using his left foot to kick the ball between the rocks they used as goal posts. "This is hard," he said. "This ball won't do what I want it to do! Why is it so difficult?"

"I think it's the ball," said Duma. "My dad says the air in the ball can make the game good or bad."

"But we don't have a ball with air inside it," said Simphiwe. "Maybe we have to wait until we get a proper ball to have this contest."

Duma didn't want to wait. He frowned and thought for a little while. Suddenly, he smiled and looked excited. "I know where we can get a ball!" he said. "Wait here, I won't be long."

Soon Duma came back, carrying his dad's favourite thing – the soccer ball that Lightning had signed. Now the game was very exciting. Duma pretended he was Zondi, dribbling the ball past all the other players. Yes! Zondi could see his chance to score. Duma kicked the ball as hard as he could. It shot towards the goal posts and bounced off one of the rocks. Then it flew away, spinning straight towards the river at the bottom of the yard.

"OH NO!" groaned Duma as he watched the ball. He was so scared that he couldn't move. Simphiwe rushed after the ball, but it rolled too fast. *SPLASH!* The ball landed in the river. Duma ran to his friend. Together they watched the ball growing smaller and smaller as the rushing water carried it further and further away.

When the boys didn't come home that afternoon, their parents started to worry. All the neighbours helped search for Duma and Simphiwe for hours and hours, but the boys were nowhere to be found.



At last, as the sun was setting, Mr Matsane called the police. They brought a big dog named Jopie to help them find Duma and Simphiwe. *SNIFF, SNIFF, SNIFF*, went Jopie, smelling the boys' clothes, *SNIFF, SNIFF, SNIFF*. As soon as she caught the boys' scent, she wagged her big tail and raced off, and all the adults ran along behind her. The chase led them to a place under the bridge further down the river. There sat Duma and Simphiwe. They were huddled together, shivering, with their T-shirts pulled over their knees to keep warm. The light from the policemen's torches shone on their tear-streaked faces.

"I'm sorry, Dad," said Duma once they were safely home. "I didn't mean to lose your favourite, most important thing. We were going to put it back." He started to cry all over again and he cried harder and harder.

Mr Matsane rubbed Duma's back and smiled. "What are you talking about?" he asked. "That old soccer ball was nice, but it was never the *most* important thing in my life." Then Mr Matsane leaned down and gave Duma a big hug. "Duma, you are the most important thing in my life!" he said. And this made Duma want to do a little dance.

Get story active!

- Do you have a favourite sport? Do you have a favourite player in that sport?
- Do you have a favourite thing? What makes it special?

- Draw pictures of your favourite things. It can be your favourite clothes, food, animal or person.

Okokuzithokozisa kwakwaNal'ibali

Nal'ibali fun

1.

Yenza ibheji

1. Sika emgqeni **obomvu** wamashashazi ukuze usike ukhiphe ibheji.
2. Faka umbala esithombeni.
3. Sika isiyingi esilingana nebheji usebenzisa ikhathoni elincane, isibonelo, ibhokisi lama-cereal.
4. Nge-glue namathisela ibheji ekhathonini.
5. Nge-sticky tape noma nge-masking tape namathisela uphini wokulibamba ngasemuva kwebheji. Noma bhoboza imbobo phezulu futhi ufake iwulu noma intambo kuyo ukuze uligaxe entanyeni yakho.
6. Jabulela ukufaka ibheji lakho njengoba ufunda futhi ulalela izindaba ngoSuku Lomhlaba Lokufunda Kuzwakale.

Make a badge

1. Cut along the **red** dotted line to cut out the badge.
2. Colour in the picture.
3. Cut a circle the same size as the badge from some thin cardboard, for example, a cereal box.
4. Use glue to paste the badge onto the cardboard.
5. Use sticky tape or masking tape to attach a safety pin to the back of the badge. Or make a hole at the top and thread some wool or string through it so that you can hang it around your neck.
6. Enjoy wearing your badge as you read and listen to stories on World Read Aloud Day.



2.

Buyisela izinhlamvu zamagama ukuze uthole amagama amahlanu kwethi *Ikati elincane elilahlekile* achaza ikati elincane.

JILINEJA _____

LAKIELIHLELE _____

NCAELINYANA _____

HLEOBV _____

YABOV _____

Unscramble the letters to find five words from *The lost kitten* that describe the kitten.

NGIREG _____

TSOL _____

YTNI _____

ECTU _____

RYVFR _____

3.

Bheka lezi zithombe kwethi *Ikati elincane elilahlekile*. Zifake izinombolo ukuze zihambisane nokulandelana kwendlela izinto ezenzeke ngayo endabeni. Manje sebenzisa izithombe ukuze uyixoxe kabusha indaba.

Look at these pictures from *The lost kitten*. Number them so that they match the order in which things happened in the story. Now use the pictures and retell the story.



Answers: 2. ginger, lost, tiny, cute, furry; 3. 2, 1, 4, 3.

izimpendulo: 2. elilina, elilahlekile, elincanyana, obuhle, uboya; 3. 2, 1, 4, 3.

UNal'ibali ulapha ukukukhuthaza nokukusekela. Sithinte noma kungeyiphi yalezi zindlela:

Nal'ibali is here to motivate and support you. Contact us in any of these ways:

www.nalibali.org

[f nalibaliSA](https://www.facebook.com/nalibaliSA)

[@nalibaliSA](https://www.instagram.com/nalibaliSA)

[@nalibaliSA](https://www.tiktok.com/@nalibaliSA)

Produced by The Nal'ibali Trust. Translation by Mosekela Solutions. Nal'ibali character illustrations by Rico.

UMLAZI
EYETHU

POLOKWANE
OBSERVER



Drive your
imagination



Nal'ibali