



## Akusimsinya khulu, akusilada khulu!

Ukwenza isikhathi sokufunda nabantwana epilwenakho kubabekela ingomuso elihle, kunganandaba bona bangangani ngeminyaka. Isikhathesi sokubandawonye sitjengisa abantwana ukuthi uyakuthabela ukuba nabo, uyabakhathalela begodu kuzokwakha imikhumbulo emihle ngeendaba, iincwadi nokufunda!



## Never too early, never too late!

Making time to read to the children in your life is an investment in their future, no matter how old they are. This time to bond shows children that you enjoy their company and care about them while building lifelong good memories of stories, books and reading!

### Akusimsinya khulu!

- ☉ Kghani ungalinda umtwana bekazwisi okuthoko ngaphambi kobana ukhulume naye? Yeke, angekhe walinda abantwana bebakghone ukuzifundela ngaphambi kobana ubafundele qobe. Abantwana namasana baduduzwa liphimbo labatlhogomeli babo.
- ☉ Ukwabelana ngeencwadi ezineenthombe, ukurayima nokucocela abantwana iindaba kubafundisa amagama nelimi. Begodu yindlela ehle yokuba nesikhathi nomtwana kungasikade amagama la azokuthoma ukuzwakala kuhle.
- ☉ Nawuragela phambili ufundela phezulu begodu ukhuluma nabantwana bazokuzwa amagama amanengi. Kungasikade uzobezwa sele bathoma ukuwasebenzisa! Lokho kuthuthukisa irhelo labo lamagama.
- ☉ Ukufundela abantwana kubasiza bazwisi ukuthi okugadangisiweko kunehloso begodu kubafundise iindlela esicoca ngayo iindaba.
- ☉ Okuqakatheke khulu, lokha abantu abadala nabafundela abantwana namasana qobe, bathoma ukubona ukuthi ukufunda kumnandi begodu kuqakathekile. Basemathubeni wokukhetha ukufunda nabangenzi litho nasele bakhulile.

### It's never too early!

- ☉ Would you wait until a baby understands what you are saying before you talk to him or her? You also needn't wait for children to be able to read by themselves before you regularly read to them. Babies and toddlers are comforted by the sound of their caregivers' voices.
- ☉ Sharing books with pictures, rhymes and stories with babies teaches them words and language. It's also a wonderful way to bond with a baby, and pretty soon these words start to make sense.
- ☉ The more you read aloud and talk to babies, the more words they hear. Very soon, you'll hear them using these words themselves! This is called building a vocabulary.
- ☉ Reading to babies helps them understand that print has meaning and teaches them how we tell stories.
- ☉ Most importantly, when adults regularly read to babies and young children, they grow up seeing reading as fun and worthwhile. So, they are more likely to choose reading as an activity in their free time when they are older.

### Akusilada khulu!

- ☉ Njengombana kungasimsinya khulu bona uthome, akusilada khulu bona uthome! Abantwana bayo yoke iminyaka bayazuza ngokuba nomuntu obafundela ngamalanga. Ukugxhona ukuhlala phasi ufunde namkha ufundelwe, likghono elitlhogekako umntwanakho azolitlhoga bona aphumelele esikolweni nepilwenakhe.
- ☉ Ngitjho nanyana abantwana sele bakghona ukuzifundela, ningafunda ndawonye iincwadi abakufumana kubudisi ukuzifundela zona. Ukufunda noke njengomndeni kungasiza abantwana bazizwe bavikelekile begodu bathandwa.

### It's never too late!

- ☉ Just like it is never too early to start, it is also never too late to start! Children of all ages benefit from having someone read to them regularly. Being able to sit still and read, or be read to, is an essential skill your child will need to succeed at school and throughout his or her life.
- ☉ Even once children have learnt to read, you can read books together that are too complicated for them to read on their own. Reading together as a family can make children feel safe and loved.

### KGHANI BEWAZI?

Abantwana nabaragela phambili bafunda

- ♥ indlela abafunda ngayo iyathuthuka,
- ♥ bathoma ukukuthanda begodu
- ♥ babasemathubeni wokukhetha ukufunda.

Ungafumana imibono eminengi neenqophiso ku-"Guides and Tips" encenyeni ethi "Training" - kuwebhusayidi yethu, [www.nalibali.org](http://www.nalibali.org).

### DID YOU KNOW?

The more children read

- ♥ the better they become at reading,
- ♥ the more pleasure they get from it, and
- ♥ the more likely they are to choose to read.

You can find many ideas and guidance in "Guides and Tips" in the "Training" section of our website, [www.nalibali.org](http://www.nalibali.org).







# Imbewu Yokufunda Nokutlola!

Izinto ezikhuthaza ukucabanga

## Literacy Seeds!

Activities that spark imagination

Babelethi nabatlhogomeli babantwana abathandekako, Egadangisweni 197, sifake imininingwana nemibono yokwabelana ngokurayima, iindaba nemidlalo namasana nabantwana benu. Egadangisweneli sizokuqala ukuqakatheka kokucoca nokubafundela iindaba begodu ubakhuthaze bafunde bebatlole ngitjho nanyana bangazenzisa!

Dear parents and caregivers of young children, in Edition 197, we included some information and tips about sharing rhymes, stories and games with your babies and young children. In this edition, we will look at the importance of telling and reading them stories and encouraging them to read and write, even if they only pretend!



## Iindaba nokudlala kuyakhambisana

Abantwana bayakuthanda ukusikinya imizimba, bazibandakanye nezinto ezibabhodileko, bavume iingoma, badlale imidlalo begodu barayime balalele bebacoce iindaba badwebe bebenze ngasuthi bayafunda namkha bayatlola. Yiba nesikhathi esinengi ngendlela ongakghona ngayo sokudlala nabantwana bakho begodu ubanikele isikhathi nendawo yokuthi badlale bodwa namkha nabanye abantwana. Lokhu kuzobathabisa kuba size bathuthukise nokuzithemba. Nanzi ezinye izinto ongazenza bona usize abantwana bakho:

- ♥ Yiba nesikhathi nabo ngendlela ongakghona ngayo qobe langa nanyana ubona kwangathi awunaso isikhathi.
- ♥ Dlala nabo imidlalo abayithandako.
- ♥ Babuze imibuzo ngelanga labo nokuthi ikhona into ebatshwenyako na.
- ♥ Abantwana ngezinye iinkhathi abakghoni ukuveza amazizwabo ngokupheleleko ngamezwi, yeke kuqakathekile bona ubalalelisise.
- ♥ Batjele ukuthi uyabathanda begodu uyakuthabela ukuba nesikhathi nabo. Ngenye yeendlela ezihle khulu zepumelelo nethabo lengomuso.<sup>1</sup>

Ungasekela izinto ezinengi zokudlala eendabeni ozicocela namkha ozifundela abantwana bakho. Lingani ukuzenzela iindaba ndawonye. Iindaba zenu kufuze:

- ⚙ zikhulume ngezinto abantwana bakho abazithandako. Nange abantwana bakho bathanda ibholo, khuluma ngesiqhema sebhola namkha ngomdlali webholo abamthandako.
- ⚙ zibe nabalingiswa abenza namkha abakhuluma izinto ezihlekisako!
- ⚙ zibuyelele amagama.
- ⚙ zibelula bona abantwana bakho bazikhumbule.

Ngemva kobana ufundile namkha ucocela abantwana bakho iindaba yenza umdlalo osekulwe eendabeni leyo. Abantwana banga:

- \* linga ukudweba abalingiswa abasendabeni.
- \* sebenzisa izinto zaqobe langa nabadlala iindaba njengebhokisi lamanyathelo elinganalitho bona benze izindlu neenkunye zakade bona benze amehlo!
- \* mbatha njengabalingiswa.
- \* tlama iingoma ngendaba.

## Stories and play go together

Children love to move their bodies, interact with the things around them, sing songs, play games, say rhymes, listen to and tell stories, draw and pretend to read and write. Spend as much time as you can playing with your children, and give them the time and space to play alone and/or with other children. This will make them feel happy and help them develop healthy self-esteem. Here are some things you can do to help your children:

- ♥ Make as much time for them as you can every day even though your free time is limited.
- ♥ Play their favourite games with them.
- ♥ Ask them questions about their day and whether there is anything that worries them.
- ♥ Children often cannot express themselves fully with words, so it's important to really listen to them.
- ♥ Tell them that you love them and enjoy spending time with them. It is one of the best predictors of future success and happiness.<sup>1</sup>

You can base many play activities on stories that you tell or read to your children. Try making up a story together. Your stories should:

- ⚙ be about subjects that your child enjoys. If your child loves soccer, find or tell a story about their favourite soccer team or player.
- ⚙ have interesting characters that do or say funny things!
- ⚙ have some repetition of words.
- ⚙ be easy for your child to remember.

Once you have read or told a story to your children, make up play activities based on the story. Children could:

- \* try to draw characters from the story.
- \* use everyday things around them when they act out the story, like empty shoeboxes to make houses and old buttons to make eyes!
- \* dress up as story characters.
- \* make up songs about the story.



<sup>1</sup> UMunshi J. George E. Vaillant's 'Triumphs of Experience: The Men of the Harvard Grant Study.' NHRD Network Journal. Published online October 2016:102-105. doi:10.1177/0974173920160419



# Indlela ongasebenzisa ngayo indaba ethi *Asibe bangani!*

Enzasi kwekhasi 4, uzokufumana iinqophiso zokuthi ungayigoba bewuyisike njani indaba, *Asibe bangani!* emakhasini 5-8, 11 no-12.

Ngemva kobana wenze incwadi encani ungayisebenzisa ngeendlela ezilandelako:

1. Bameme – ungabakateleli – abantwana bakho bona bafunde nawe.
2. Fumana indawo eningafundela kiyo, ethulileko nesebujamweni obuhle. Cima umrhatjho, i-TV nomaliledinini.
3. Hlalani emaduzelana namkha ubeke umntwanakho enyongakho.
4. Thomani ngokuqala begodu nikhulume ngencwadi kusukela esigubuzesweni sayo. Funda isihloko sencwadi namagama wabatfoli nabadwebi.
5. Qalani iinthombe ezisekhasini ngalinye. Khuthaza umntwanakho bona anukelele abambe namkha athinte amakhasi.
6. Yenzani indaba le ibe mnandi! Sebenzisa amaphimbo ahlukileko ebalngisweni abahlukileko. Encenyeni ethi, *Asibe bangani!* sebenzisa iphimbo elidege namkha elirhorozako nakukhuluma utjhaka.
7. Buza, “Ucabanga ukuthi kuzokwenzekani ngokulandelako?” Lokha utjhaka nakalotjhisa iimbandana ezihlukahlukeneko elwandle. Umbuzo onjengalo uzokusiza umntwanakho acabangisise.
8. Khulamani ngendaba ndawonye. Ezinye iimbandana zenzeni nazibona itjhaka? Kubayini zenze njalo? Kghani kuhlala kulula ukwenza abangani?
9. Yitjho ukuthi khuyini oyithandako ngeenthombe. Buza abantwana bakho ukuthi, khuyini abayithandako ngeenthombe.
10. Okuqakatheke khulu thabela ukwabelana ngencwadi begodu ngaso soke isikhathi linga ngakho koke bona wenze ukufunda kubemnandi!
11. Buyelelani indlela le kanengi ngendlela eningakghona ngayo begodu wenze umndeni woke uhlanganye.



## How to use the story *Let's be friends!*

At the bottom of page 4, you will find instructions on how to fold and cut out the story, *Let's be friends!*, on pages 5-8, 11 and 12.

Once you have made the little book, you can use it in the following ways:

1. Invite – never force – your child to read with you.
2. Find somewhere quiet and comfortable to read. Turn off the radio, TV and cell phone.
3. Sit close together or with your child on your lap.
4. Start by looking at and talking about the book's front cover. Read the story's title and the names of the author and illustrator.
5. Look at the pictures on each page. Encourage your child to smell, hold or touch the pages.
6. Make the story come alive! Use different voices for different characters. In *Let's be friends!* use a deep or rough voice for the shark.
7. Ask, “What do you think is going to happen next?” when the shark says hello to the different creatures in the sea. This kind of question will help to stimulate your child's imagination.
8. Talk to each other about the story. What did the other creatures do when they saw the shark? Why did they do this? Is it always easy to make friends?
9. Say what you like about the illustrations. Ask your children what they like about the illustrations.
10. Most of all, enjoy sharing the book, and always try your best to make reading fun!
11. Repeat this routine as often as possible and get the whole family to join in.

### Eningakwenza encenyeni ethi, *Asibe bangani!*

Hlangana nelanga (ngitjho nanyana wenza imisebenzi yekhaya!) ungenza izinto ezimnandi nabantwana bakho:

- \* Vumani ingoma emalungana nokwenza namkha ukuba mngani.
- \* Yenzani ngathi nimatjhaka niduda elwandle.
- \* Qala umntwanakho bese uthi, *Lotjha! Unjani? Asibe bangani!* nanyana kunini nawufunako. Lokho kuzobahlekisa!
- \* Khuthaza abantwana bakho balinge ukudweba ezinye iimbandana zelwandle.
- \* Bawa abantwana bakho bacoce indaba ngamatjhaka, abangani namkha ngananyana yini ebathabisako.
- \* Fundani indaba ethi, *Asibe bangani!* ngokubuyelelweko. Khuthaza abantwana bakho bathi, *Asibe bangani!* endaweni efaneleko endabeni.

### Activity ideas for *Let's be friends!*

Throughout the day (even when you are doing chores!), you can do fun activities with your children:

- \* Sing a song about making or being friends.
- \* Pretend to be sharks swimming in the sea.
- \* Look at your children and say, “Hello! Hi! *Let's be friends!*” whenever you feel like it. This will make them laugh!
- \* Encourage your children to try drawing some of the sea creatures.
- \* Invite your children to tell stories about sharks, friends or anything that interests them.
- \* Read *Let's be friends!* again and again. Encourage your children to say *Let's be friends!* at the correct place in the story.







### Nal'ibali Othandekako

Ngithabe kwamambala ngencenye etja ye-ECD esemakhasini 2 no-3! Ngilokho engikutlhogako bona ngigcine indodakazami eneminyaka emi-4 imajadu begodu ithabile hlangana nelanga. Bengingazi ukuthi ukurayima nemidlalo kuqakatheke kangaka bona athuthukise amakghonwakhe welimi. Ngiyathokoza, Nal'ibali ngemphakamiso ezihle!

Ozithobako

*Xolisile Mvubu, Isipingo*

### Xolisile Othandekako

Kuyasithabisa ukuzwa ukuthi incenye yethu etja ye-ECD iyakusiza. Ukukhuluma nokudlala nabantwana bakho kubasiza bathuthukise amakghono wabo wokukhuluma kuthuthukise nomkhumbulwabo – bekuqinise nobudlelwano benu. Thabela iingoma, ukurayima nemidlalo nabantwana bakho!

*Isiqhema SeNal'ibali*



## Nal'ibali Othandekako ... Dear Nal'ibali ...

### SITLOLELA! WRITE TO US!

The Nal'ibali Supplement  
The Nal'ibali Trust  
2 Dingle Avenue  
Kenilworth  
Cape Town  
7708  
Western Cape  
[info@nalibali.org](mailto:info@nalibali.org)



### Nal'ibali Othandekako

Angazi bona ngingayenza njani indodakazami eneminyaka elithoba bona ithande ukufunda. Ufunda budisi esikolweni begodu lokho kumenza angakuthandi ukufunda nakase khaya.

*Cornell Williams, Goodwood*

### Cornell Othandekako

Nange ukufunda kubudisi ebantwaneni bayakuvikaphela ukufunda ngesikhathi sabo sokuphumula. Linga ukufumana iindlela zokwenza indodakazakho izwe ubumnandi beencwadi neendaba ngaphandle kobana azifunde. Ngokwesibonelo fumana iincwadi zeentombi ezinganomezwi bona azifunde. Mvumele alalele iindaba. (Ungafumana iindaba ezirekhodiweko ku-[www.nalibali.org](http://www.nalibali.org)). Bukelani imuvi ndawonye esekelwe encwadini bese usikisele bona nifunde incwadi leyo ngokukhamba kwesikhathi. Siyaqiniseka bona uzokuthoma ukuthanda iincwadi kungasi kade.

*Isiqhema SeNal'ibali*

### Dear Nal'ibali

I am so excited by the new ECD section on pages 2 and 3! It is just what I need to keep my four-year-old daughter busy and happy during the day. I did not know that rhymes and games were so important for her language development. Thank you, Nal'ibali, for your amazing advice!

Kind regards

*Xolisile Mvubu, Isipingo*

### Dear Xolisile

We are very happy to hear that our new ECD section is so helpful to you. Talking to and playing with your child helps to develop their language skills and imagination – and strengthens the bond between you. Enjoy songs, rhymes and games with your little ones!

*The Nal'ibali Team*



### Dear Nal'ibali

I don't know how to get my nine-year-old daughter to read for pleasure. She struggles with reading at school and so she doesn't want to read at home.

*Cornell Williams, Goodwood*

### Dear Cornell

When reading is difficult for children, they are less likely to read in their spare time. Try to find ways for your daughter to experience the joy of books and stories without having to read on her own. For example, find wordless picture books for her. Let her listen to stories. (You can find audio stories on [www.nalibali.org](http://www.nalibali.org)). Watch a movie based on a book together and then suggest reading the book together. We're sure that she'll get hooked on books in no time.

*The Nal'ibali Team*



### Khulisa ibulungelo lakho leencwadi. Sika iingcenywe EZIMBILI wenze iincwadi

#### U-Onalenna nomuthi omkhulu wekhuni elisarulani

1. Sika ikhasi 9 lesengezelelo.
2. Bhinca iphepha libe siquntu emudeni wamaqatjhaza anzima.
3. Libhince libe siquntu godu emudeni wamaqatjhaza ahlaza satjani bona wenze incwadi.
4. Sika emideni yamaqatjhaza abomvu bona uhlukanise amakhasi.

#### Asibe bangani!

1. Bona wenze incwadi le sebenzisa amakhasi 5, 6, 7, 8, 11 no-12.
2. Faka amakhasi 7 no-8 hlangana namanye amakhasi.
3. Bhinca amakhasi abe siquntu emudeni wamaqatjhaza anzima.
4. Abhince abe siquntu godu emudeni wamaqatjhaza ahlaza satjani bona wenze incwadi.
5. Sika emideni yamaqatjhaza abomvu bona uhlukanise amakhasi.



### Grow your own library. Create TWO cut-out-and-keep books

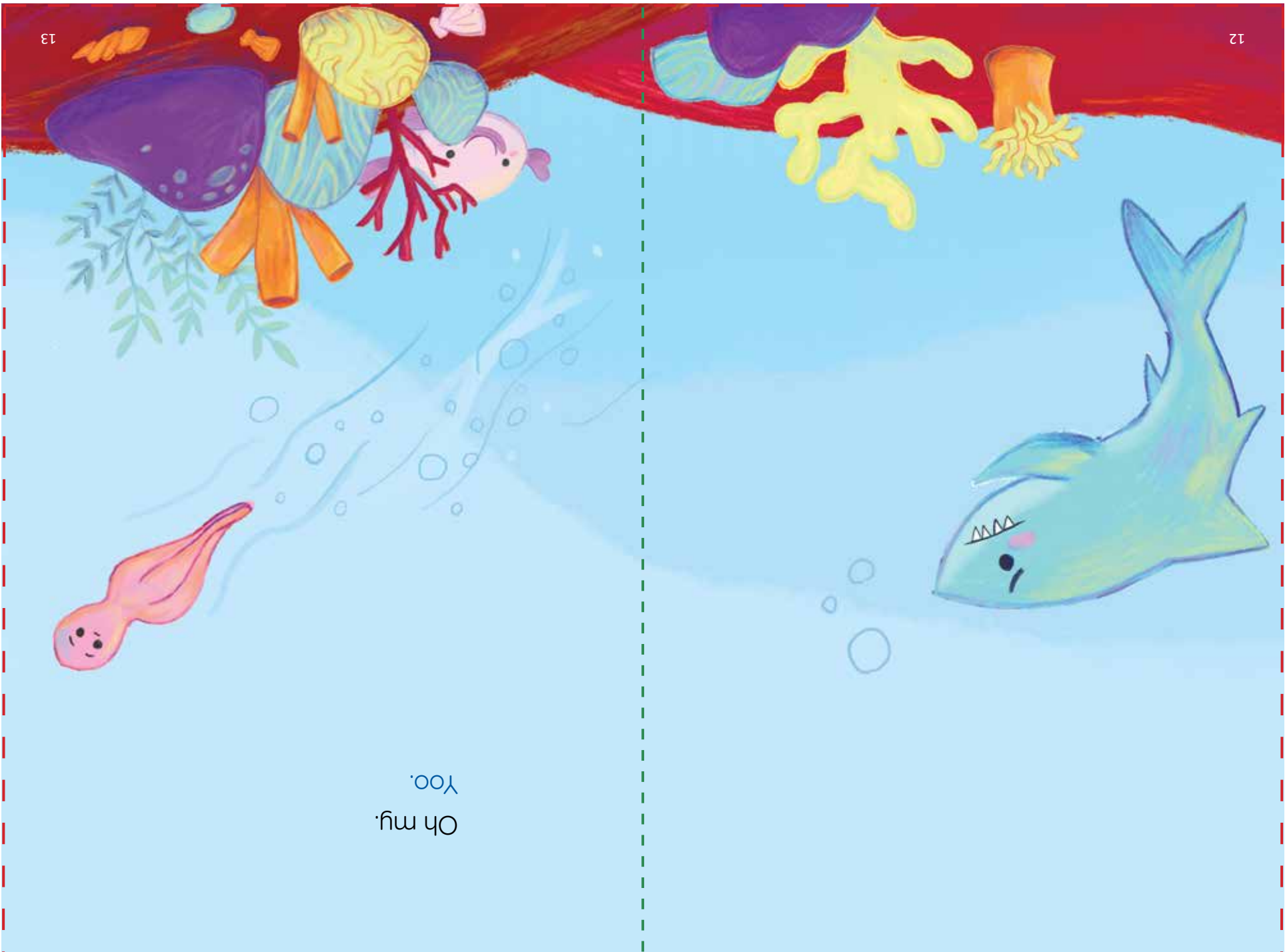
#### Onalenna and the giant yellowwood

1. Tear off page 9 of this supplement.
2. Fold the sheet in half along the black dotted line.
3. Fold it in half again along the green dotted line to make the book.
4. Cut along the red dotted lines to separate the pages.

#### Let's be friends!


1. To make this book, use pages 5, 6, 7, 8, 11 and 12.
2. Keep pages 7 and 8 inside the other pages.
3. Fold the sheets in half along the black dotted line.
4. Fold them in half again along the green dotted line to make the book.
5. Cut along the red dotted lines to separate the pages.





Lots more free books at [bookdash.org](http://bookdash.org)

## Let's be friends!



## Asibe bangani!

Emma Bosman • Murray Hunter • Wilna Combrinck

### Get story active!

- ★ Make a *Let's be friends!* badge in the shape of a shark.
1. Draw a shark on a piece of paper. Colour in your picture with pencil crayons or kokis.
  2. Cut out the shark shape with a pair of scissors.
  3. Use glue to paste the shark drawing onto a thin piece of cardboard, for example, a cereal box.
  4. Cut the cardboard around the shark shape.
  5. Use sticky tape or masking tape to attach a safety pin to the back of the badge. Or make a hole at the top and thread some wool or string through it so that you can hang it around your neck.
  6. Enjoy wearing your badge anywhere and any time you want to make friends!

### Yenza indaba le ibemnandi!

- ★ Yenza ibheji ethi, Asibe bangani ifane netjhaka.
1. Dweba itjhaka ephepheni. Penda isithombe sakho ngepensela, amakhrayoni namkha ngama khokhi.
  2. Sika itjhaka ngesikero.
  3. Sebenzisa isinamathelisi bona unamathelise isithombe setjhaka ekhadibhokisini, ngokwesibonelo ibhokisi le sirili.
  4. Sika isithombe setjhaka
  5. Sebenzisa itheyibhu enamathelako namkha imaskin theyibhu bona unamathelise isipelede ngemva. Namkha yenza imbobo phezulu bese ufaka iwula namkha intambo bona ukghone ukuyilengisa entanyenakho.
  6. Thabela ukumbatha ibheji yakho nanyana ukuphi namkha noma nini nawufuna ukwenza abangani!

Nal'ibali is a national reading-for-enjoyment campaign to spark and embed a culture of reading across South Africa. For more information, visit [www.nalibali.org](http://www.nalibali.org)




INal'ibali lijima lephasi mazombe lokuzithabisa ngokufunda elenzelwe bona livuselele belidzimelelise isiko lokufunda kiyo yoke iSewula Afrika. Bona ufumane imininingwana eyengeziweko, vakatjhela ku-[www.nalibali.org](http://www.nalibali.org)


**Ideas to talk about:** Is it easy to make friends? What do you think? Have you made any friends before? What can someone do to make new friends? Is it normal for some people not to want to be your friend? Why?

**Eningacoca ngakho:** Kghani kulula ukwenza abangani? Ucabangani? Kghani khewabenza abangani ngaphambilini? Umuntu angenzani bona afumane abangani? Kghani kujayelekile bona abanye abantu bangafuni ukuba bangani bakho? Kubayini?






LET'S BE FRIENDS!  
ASIBE BANGANI!



Hello! Hi!  
Are you a fish?  
So am I!  
Lotjhai Unjani?  
Uyifesi?  
Njengami!



It's time to make  
some friends!  
Sikhathi sokwenza  
abangani!



ASIBE BANGANI!





LET'S BE FRIENDS!  
ASIBE BANGANI!



Hello! Hi!  
Do you like seashells?  
So do I!  
Lotjhai Unjani?  
Ugwathanda amagobolondo  
welwandle?  
Nami!



LET'S BE FRIENDS!



Making friends can be hard.  
But let's try!

Ukwenza abangani  
kungaba budisi.  
Kodwana asilinge!



Oh dear:  
Yo mngani!

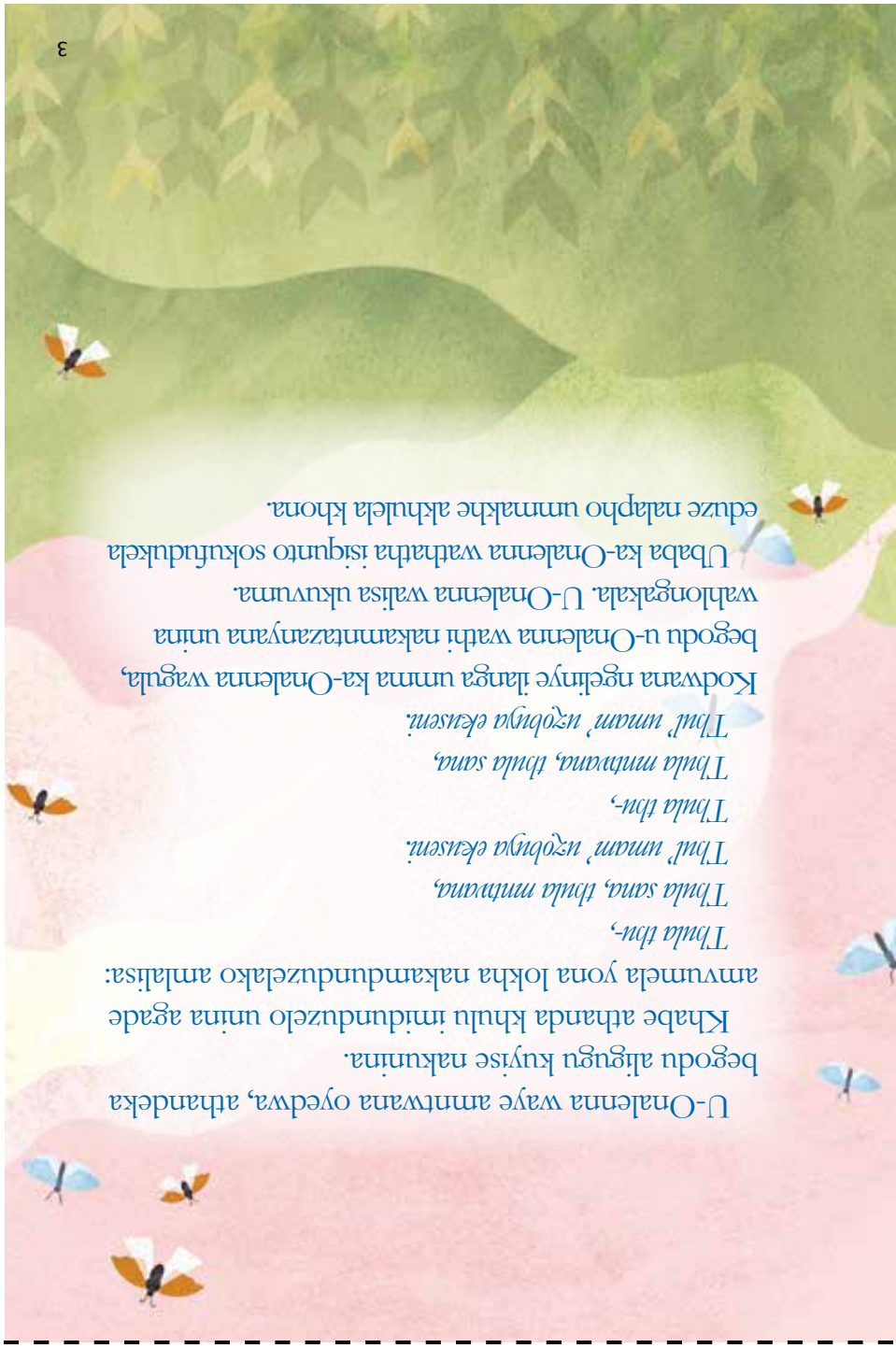


Hello! Hi!  
Lotjha! Unjani?










U-Onalenna waye amntwana oyedwa, athandeka  
begodu aliqagu kuyise nakumina.  
Khabe athanda khulu imidunduzelo unina agade  
amvumela yona lokha nakamdunduzelako amlalisa:  
*Thula thu-,  
Thula sana, thula mntwana,  
Thul' umam' uzobuya ekuseni.*  
Kodwana ngelinye ilanga umma ka-Onalenna wagula,  
begodu u-Onalenna wathi nakamntazanyana unina  
wahlolongakala. U-Onalenna walisu ukuvuma.  
Ubaba ka-Onalenna wathatha isigunto sokufudukela  
eduze nalapho ummakhe akhulela khona.



Onalenna was an only child, dearly loved and treasured by her father and mother.  
She especially loved the lullaby her mother sang to her every time she rocked her to sleep:

*Thula thu-, (Quiet, shhh)  
Thula sana, thula mntwana, (Quiet child, hush my baby)  
Thul' umam' uzobuya ekuseni.  
(Quiet, mother will come in the morning)  
Thula thu-,  
Thula mntwana, thula sana,  
Thul' umam' uzobuya ekuseni.*

But one day Onalenna's mother became sick, and when Onalenna was just a little girl, her mother passed away. Onalenna stopped singing.  
Onalenna's father decided to move them closer to where her mother was raised.



She awoke enveloped in the  
aura of her mother's embrace and  
returned home with a smiling heart.  
Onalenna began visiting the tree  
every day.  
But she began to ask her father:  
"How was your day, Papa?" And  
she would tell him all about her day.  
One day, a beautiful, melodious  
sound greeted Onalenna's father as  
he approached home.  
It was Onalenna singing.

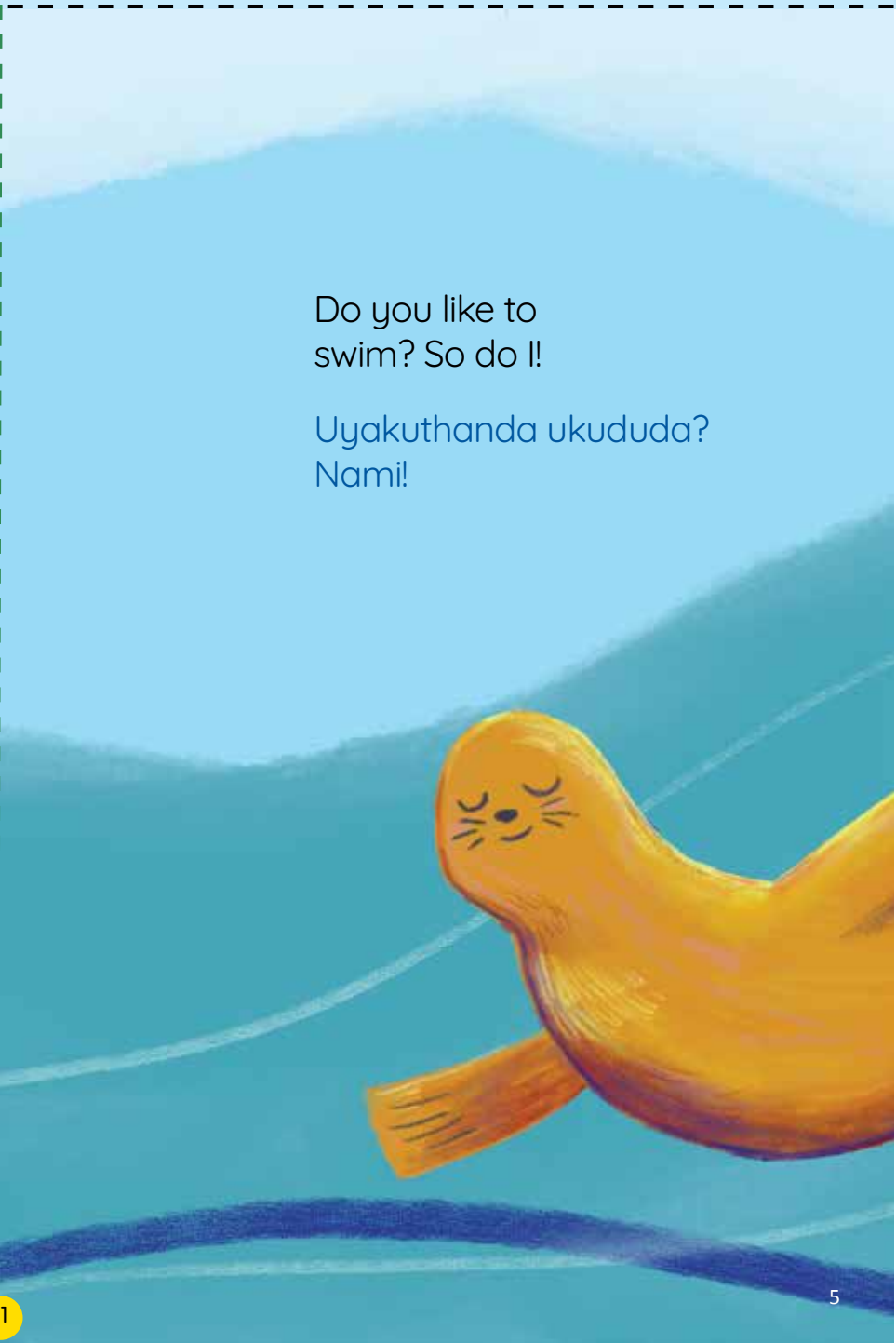


Wavuka agutjuzeswe mummoya  
wokugonwa ngunina wasuka wabuyela  
ekhaya anehliziyo emomothekako.  
U-Onalenna wathoma ukuvakatjhela  
umuthi lo ngamalanga.  
Kodwana wathoma ukubuza uyise:  
"Belinjani ilanga lakho, Baba?" Bese  
umtjela koke okumayelana nelanga lakhe.  
Ngelinye ilanga, iphimbo elimnandi  
lalotjhisa uyise ka-Onalenna lokha  
nakatjhidela ekhaya.  
Khabe kungu-Onalenna avuma.





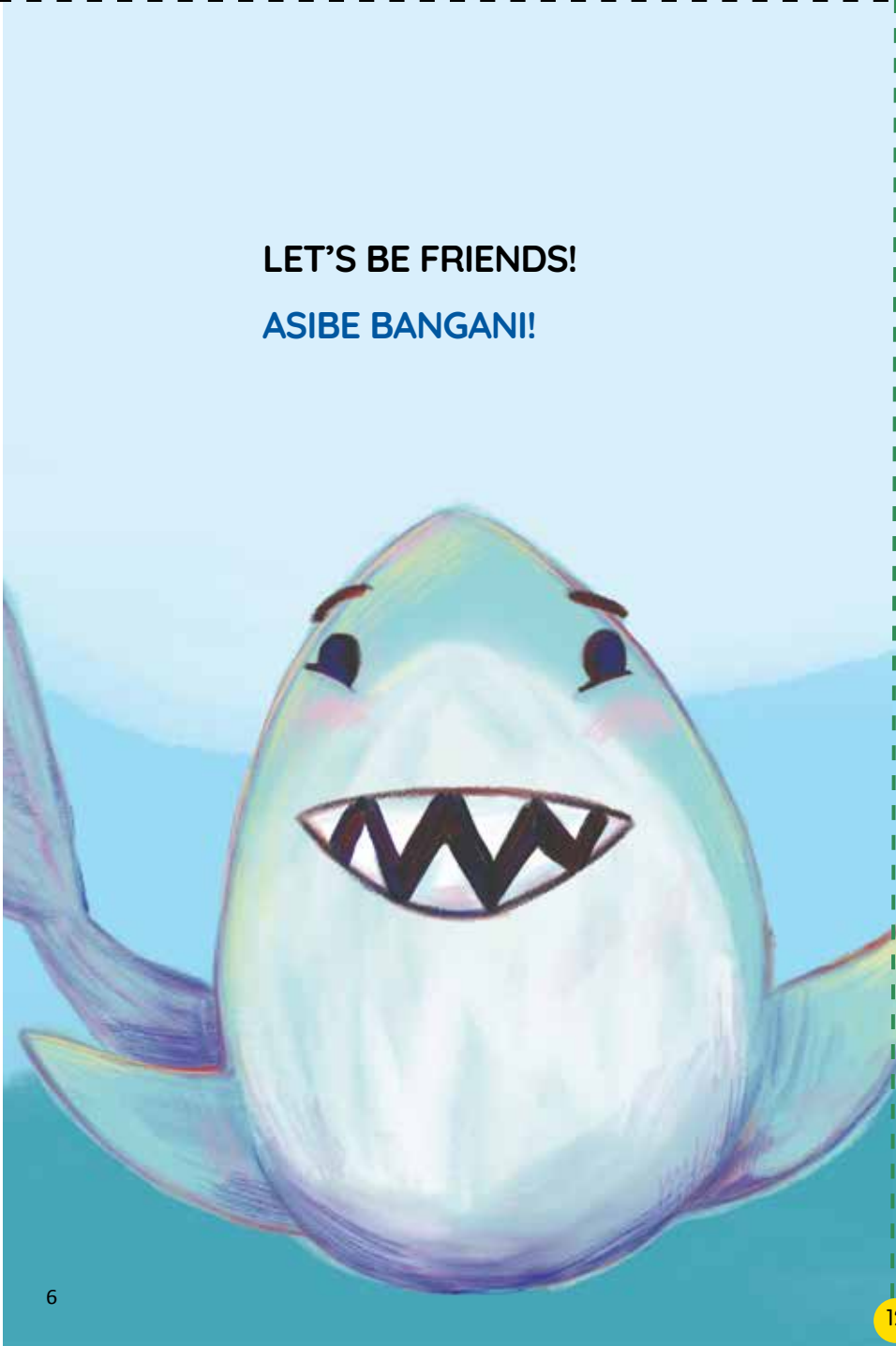
Oh my.  
YOO AWA.



Do you like to  
swim? So do I!

Uyakuthanda ukududa?  
Nami!





LET'S BE FRIENDS!  
ASIBE BANGANI!



NOBODY wants to be my  
friend.  
AKEKHO ofuna ukuba  
mngani!

Knock,  
knock.

Ko  
ko.





# Ngimfundi!



# I am a reader!

Contact us in any of these ways:

Sithinta ngananyana ngiyiphi indlela elandelako:

 [www.nalibali.org](http://www.nalibali.org)

 [www.nalibali.mobi](http://www.nalibali.mobi)

 [nalibaliSA](https://www.facebook.com/nalibaliSA)

 [@nalibaliSA](https://twitter.com/nalibaliSA)

 [@nalibaliSA](https://www.instagram.com/nalibaliSA)

 [info@nalibali.org](mailto:info@nalibali.org)







# Amabhengela wobungani



NgoZahida Wahab ■ Imidwebo nguChantelle noBürgen Thorne

UPalesa noGracie solo bathoma ukuba bangani abakhulu nabaneminyaka emithathu ubudala. Bebabomakhelwana, nabonina bebabangani. Batjhiyana ngenyanga yinye begodu bakhuliswe kwangathi bayalamana. Bebenza yoke into ndawonye. Bebafunda esikolweni sinye bagcina sele bafunda eklasini elilodwa!



Kwathi ngelinye ilanga, nasele abantazanaba bakhula khulile, kwenzeka okuthileko okwabazwisa ubuhlungu. UGracie wafika ekhabo Palesa alila.

"Kwenze njani?" Kubuza uPalesa, utshwenyeka khulu ngomnganakhe.

"Ubaba ufumene umsebenzi kwelinye idorobho begodu umndenekhethu kufuze uthuthe," UGracie ukhuluma alila.

Abantazana ababilaba balila kabuhlungu. "Mma, uGracie angeza azokuhlala nathi?" UPalesa ubawa unina.

"Mma, uPalesa angakhamba nathi?" UGracie ubawa unina. Kodwana okubuhlungu kukuthi, angekhe kwakghoneka ngombana omunye nomunye umntazanyana kufuze ahlale nomndenekhobo.

Ngaphambi kwelanga lokuthutha komndeni wekhobo Gracie, uPalesa wacabanga ngesipho esikhethekileko angasipha umnganakhe. Begade kuyibhengela ehle ayiphiwa ngugogwakhe eminyakeni embalwa edlulileko. Umfazi owathengisela ugogwakhe ibhengela le wathi wenze imihlobo emibili kwaphela. Enye inomkghabiso wenyanga kuthi enye ibe nomkghabiso wengelanga.

Ugogo kaPalesa wakhethela uPalesa enomkghabiso welanga. "Ukukhanya kwamaphilwethu," watjho njalo nakanikela uPalesa ibhengela. Ngemva kobana ugogo kaPalesa ahlolongakale, uPalesa bekezwa ithando lakagogwakhe nakambethe ibhengela le. Begade

iligugu khulu kuye.

"Ngifuna ukuyinikela uGracie ibhengela le," UPalesa ukhuluma yedwa. "Izomkhumbuza ukuthi sizokuhlala sibangani abakhulu."

UGracie wathuthela esikolweni esitjha, kodwana bekahlala ahlulukele umnganakhe. Abantazana ababilaba bebhahlala batlolelana qobe nabafumana ithuba.

Ngelinye ilanga, uPalesa wafumana iphasela ngeposo. Beyibuya kuGracie. "Kazi kunani ngaphakathi," kutjho uPalesa njengombana unina amnikela yona.

"Ivule!" Kumomotheka uMma.

Okwamangaza uPalesa, kukuthi wafumana ibhengela efana naleya ayipha uGracie ngaphakathi kwephasela. "Kubayini uGracie abuyise ibhengela yami?" Kubuza uPalesa, utshwenyeka begodu udanile.

Kodwana uPalesa nakaqalisisa ibhengela le kuhle, wabona ukuthi le inomkghabiso wenyanga. "Le yibhengela uGogo angitjela ngayo!" UPalesa utjho amomotheka. Begodu wafumana nencwadi ebuya kuGracie. UGracie bekatlole ukuthi: *Ngifumene ibhengela le emzini wekhaya omutjha. Ngilingile ukuyibuyisela kumnikazi kodwana wathi ngingayithatha, sisipho. Ngikuthumele yona ngombana ngifuna ukukukhumbuza ukuthi sizokuhlala sibangani abakhulu.*

"Kwavele kwamadana izinto," kutjho uPalesa, njengombana ambatha ibhengelakhe.



UPalesa bekazi ukuthi leli litshwayo lokuthi bazokuhlala babangani ngitjho nanyana bangahlali endaweni eyodwa. Bebefana nelanga nenyanga, enye nenye ikhanyisa ngendlela yayo.

## Yenza indaba le ibemnandi!

- ★ Unaye umngani omkhulu? Khuyini oyithandako ngomnganakho omkhulu?
- ★ Dweba isithombe sakho unomnganakho omkhulu nenza izinto enithanda ukuzenza.

- ★ Ungatlole bewukghabise incwadakho utjho bona umthanda kangangani umnganakho omkhulu. Ungathoma incwadakho ngokuthi, "Jabu othandekako, ngiyathokoza ngokuthi ube mnganami. Ngiyakuthanda ngoba..."





# The friendship bracelets

By Zahida Wahab ■ Illustrations by Chantelle and Burgen Thorne



Palesa and Gracie had been best friends since they were three years old. They lived next door to each other, and their mothers were friends too. They were born a month apart and were raised like sisters. They did everything together. They went to the same school and always ended up in the same class!



Then one day, when the girls were a bit older, something happened that made them very sad. Gracie arrived at Palesa's house in tears.

"What's wrong?" Palesa asked, very worried about her friend.

"My dad got a job in another city, and my family has to move," Gracie said through her tears.

The two girls cried their hearts out. "Mama, can Gracie please stay with us?" Palesa begged her mom.

"Mama, can Palesa please go with us?" Gracie begged her mom. But, sadly, this was not possible because the girls each had to stay with their own family.

The day before Gracie's family left, Palesa thought of a special gift for her friend. It was the charm bracelet her grandmother had given her years ago. The woman who had sold the bracelet to her grandmother had said that she had made only two of this kind. One bracelet had a sun charm, and the other one had a moon charm.

Palesa's grandmother had chosen the sun for Palesa. "You are the light of our lives," she had said when she gave Palesa the bracelet. When Palesa's grandmother passed away, Palesa always felt her grandmother's love when she wore the bracelet. It was very special to her.

"I want Gracie to have this bracelet," Palesa whispered to herself. "It will remind her that we will always be best friends."

Gracie moved to her new school, but she missed her friend very much. The two girls wrote to each other every chance they got.

One day, Palesa received a package in the mail. It was from Gracie. "I wonder what's inside," Palesa said as her mom handed it to her.

"Open it!" Mama smiled.

To Palesa's surprise, she found a bracelet just like the one she had given Gracie inside the package. "Why did Gracie send my bracelet back?" Palesa asked, feeling worried and a bit sad.

But when Palesa looked at the bracelet more carefully, she saw that this one had a moon charm. "This is the other bracelet Granny told me about!" Palesa said with a big smile. Then she also found a note from Gracie. Gracie wrote: *I found this bracelet in our new home. I tried to return it to the owner, but she said I could have it as a gift. I am sending it to you to remind you that we will always be best friends.*

"What a magical coincidence," Palesa said, as she put on the bracelet.



Palesa knew it was a sign that the two friends would always stay friends, no matter how far away they lived from each other. They were like the sun and moon, each giving light in its own unique way.

## Get story active!

- ★ Do you have a best friend? What do you like about your best friend?
- ★ Draw a picture of you and your best friend doing your favourite activity.

- ★ Write and decorate a letter saying how much you appreciate your best friend. You can start your letter by saying, "Dear Jabu, thank you for being my friend. I appreciate you because ..."



# Kokuzithabisa kwabakwaNal'ibali


## Nal'ibali fun



1.

UBella nonina bafuna ukuya kuHope no-Afrika. Ungakghona ukubasiza?

Bella and her mom need to get to Hope and Afrika. Can you help them?



2.



UMbali ngudadwabo kaNeo begodu uneminyaka emibili ubudala. Uthanda iincwadi ezinezinto zokurayima begodu uthanda ukwenza ngathi ufunda iincwadi zakaNeo. Kanengi ufundela unompopanakhe nenja kaBella. Ucabanga ukuthi sithini isihloko sencwadi efundwa nguMbali esithombeni? Tlola ebhamuzeni yekulumo ukuthi ucabanga bona uthini begodu udwebe isithombe namkha utlole ebhamuzeni yomcabango ukuthi unompopanakhe ucabangani.

Mbali is Neo's sister, and she is two years old. She loves books with rhymes in them, but she also enjoys pretending to read Neo's books. She often reads to her teddy bear and to Bella's dog, Noodle. What do you think the title of the book is that Mbali is reading in the picture? Write what you think she's saying in the speech bubble, and then draw a picture or write something in the thought bubble to show what her teddy bear is thinking.

3.

Kghani ungakghona ukutshwaya izinto ezibu-8 ezihlukileko eenthombeni ezimbilezi?

Can you spot 8 differences between these two pictures?



INal'ibali ikhona bona ikukhuthaze beyikusekele. Sithinta ngananyana ngiyiphi indlela elandelako:

Nal'ibali is here to motivate and support you. Contact us in any of these ways:

[www.nalibali.org](http://www.nalibali.org)

[f nalibaliSA](https://www.facebook.com/nalibaliSA)

[@nalibaliSA](https://www.tumblr.com/nalibaliSA)

[@nalibaliSA](https://www.instagram.com/nalibaliSA)

Produced by The Nal'ibali Trust. Translation by Mosekela Solutions. Nal'ibali character illustrations by Rico.

UMLAZI  
EYETHU

POLOKWANE  
OBSERVER

