



Edition 7
isiXhosa, English

It starts with a story...

Telling stories

Telling stories can be rewarding and fun... and they are a great way to stimulate children's imagination and their own use of language. If you grew up having adults tell you stories, then you will probably remember the thrill of being completely swept up in a story that is well told! Here are some tips to help you be that kind of storyteller.

- **Getting started.** It's always easiest to start with what you know when you first start telling stories, so start with ones that you know well. These could be stories that were told to you as a child or ones that you have enjoyed reading over the years.
- **Think about your listeners.** Choose a story that will interest your listeners and is appropriate for their ages. For example: you wouldn't tell a ghost story to three year olds, but teenagers might enjoy it! Young children love stories about themselves and about you when you were young, especially ones that are funny or about you being naughty!
- **Paint a picture.** Help to create a sense of wonder and pictures in the minds of your listeners by using:
 - o interesting and expressive words
 - o questions that invite your listeners to participate, for example, 'And what do you think happened next?'
 - o gestures, for example, reaching up to show how tall a tree or giant is
 - o facial expressions, like smiling to show how happy a character was
 - o expression in your voice: you can give different characters different voices such as a soft, squeaky voice for a mouse and a big, booming voice for a giant.
 - o eye contact with your listeners – don't be shy, look them in the eye!
- **Practise.** If you are telling a story to a group of children, practise in advance. The best place to practise is in front of a mirror. You'll be able to check your

facial expressions, gestures and whether you have used too many 'ums' or 'ahs'!

- **Fresh and interesting.** Keep storytelling exciting for yourself by finding new stories to tell – look in books or on the Internet. Translate and adapt those stories that are only available in one language.

Stop!

If you aren't going to use this supplement, please give it to someone who will! Deliver it to a school, community centre, library or someone you know.

Find more tips for telling great stories at www.nalibali.org



Ukubalisa amabali

Ukubalisa amabali kusenokuba nembuyekezo nolonwabo... kwaye yindlela engcono yokukhuthaza ukucinga kwabantwana nokusebenzisa ulwimi lwabo. Ukuba ukhule ubaliselwa amabali ngabantu abadala, inokuba usayikhumbula indlela owawuthwebuleka ngayo libali elibaliswa kamnandi nangendlela eyiyo! Nazi ke ezinye zeengcebiso ezinokukunceda nawe ube ngumbalisi-mabali oqwesileyo!

- **Isiqalo:** Kusoloko kulula ukuqala ngamabali owaziyo xa uqala ukubalisa amabali, ngako oko qala ngowaziyo. La isenokuba ngamabali owawabaliselwa ngethuba wawusengumntwana okanye lawo wawuwonwabele ngelixa wawuwafunda kwiminyaka edlulileyo.
- **Cinga ngabaphulaphuli bakho:** Chonga ibali eliza kunika umdla kubaphulaphuli bakho nelilungele iminyaka yabo. Umzekelo: umntwana oneminyaka emithathu awunakumbalisela ibali lesiporho, ngelixa abo bafikisayo basenokulonwabela ibali elinjalo! Abantwana abancinci bathanda amabali anento yokwenza nabo nalawo amalunga nawe ngethuba wawusakhula ingakumbi lawo angaqhelekanga okanye amalunga nezinto ezisecaleni owawuzenza ngemihla yobuntwana bakho!
- **Zoba umfanekiso:** Ncedisa ekwenzeni abaphulaphuli bakho bazive benomnqa okanye bemangalisiwe futhi bazenzele owabo umfanekiso-ngqondweni ngokusebenzisa:
 - o amagama namabanzana abonisa imvakalelo
 - o imibuzo eyenza abaphulaphuli bakho bathathe inxaxheba, umzekelo, 'Inokuba kwenzeka ntoni bethu emva koko?'

- o izilinganisi, umzekelo, ukuphakamisela phezulu ukubonisa ubude bomthi okanye ubukhulu
- o imbonakalo yobuso, njengokuncuma ukubonisa ulonwabo lomlinganiswa
- o imvakalo-zwi: abalinganiswa abohlukeneyo unokubanika amazwi ohlukeneyo afana nelithambileyo, elitswinayo xa ulinganisa impuku, elikhulu xa ulinganiso isidalwa esikhulu
- o amehlo – sukoyika, bajonge abaphulaphuli bakho, bajonge ngqo!

- **Zilungiselele:** Ukuba ubalisa ibali kwiqela labantwana, zilungiselele kwangaphambili. Eyona ndawo ilungele ukuzilungiselela sisipili. Espilini uba nako ukubona imbonakalo yobuso bakho, ukusebenzisa kwakho izandla ube nako nokuqaphela ukuthintiliza kwakho!
- **Ukuhlaziyeka nokunika umdla:** Kugcine kunika umdla ukubalisa kwakho amabali ngokusoloko usiza namabali amatsha. Khangela amabali ezincwadini okanye kwi-intanethi anokubaliseka kakuhle. Waguqulele lawo afumaneka ngolwimi olulolunye.

Yima!

Ukuba awuyisayi kulusebenzisa olu shicilelo, nceda ulunike omnye umntu oya kulusebenzisa! Lise esikolweni, kwiziko, labahlali, elayibhrari okanye kumntu omaziyo.

Fumana ezinye iingcebiso ngokubalisa amabali ngendlela echubekileyo kule webhusayithi www.nalibali.org



Dreaming big for our children
Sinamaphupha amakhulu ngabantwana bethu

Nalibali
It starts with a story...

"Just yesterday we had a wonderful experience with the mini-book in your first supplement, *Books are friends*, with a group of students. We have two copies of the supplement. I read the English with expression and helped the students with their pronunciation as they read it. Then they read with me in isiXhosa and helped me with my pronunciation and understanding. They were so impressed that I knew what they were reading about! What a fun hour we had – and, not being a mother-tongue speaker of isiXhosa, it was such a boost for me!"

Michelle, Ikhwili Primary School, Kei Mouth, Eastern Cape

"Goxhill Primary says 'Thank you' – our newspapers containing the wonderful Na'libali supplement were delivered at 8am today!"

Brenda, KwaZulu-Natal

Dear Na'libali...
Mhleli weNa'libali...

Write to
Na'libali at PO Box
1654, Saxonwold, 2132 or
letters@nalibali.org

Bhalela kwi: Na'libali,
PO Box 1654, Saxonwold,
2132 okanye kwi:
letters@nalibali.org

Five easy ways to use the Na'libali supplements at your reading club

1. Choose one of the mini-books or zig-zag books to use in a read-aloud session. Let the children follow in their own copies as you read to them.
2. Use some of the 'Get story active' ideas as reading club activities.
3. Become familiar with the 'Story corner' stories and then tell them to the children.
4. Let older children read the 'Story corner' stories on their own or to younger children.
5. Get as many copies of the supplements as you can. Cut them up to create the mini-books, zig-zag books and longer stories. Create a lending library for reading club members so that they can borrow these books and read them at home with family members.

Running a reading club?

Register your reading club with Na'libali to be part of our network and to receive even more ideas and stories for your club. Visit www.nalibali.org and click on "join" – it's quick and easy.

Iindlela ezintlanu ezilula zokusebenzisa ihlelo lweNa'libali kwiqela lakho elifundayo

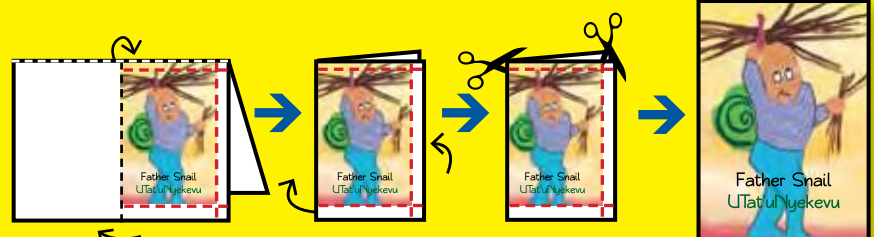
1. Chonga enye yeencwadana okanye izig-zag oza kuyisebenzisa kwiseshini yokufundela ngaphandle. Abantwana mabalandle emva kwakho bejonge kwezabo iincwadana ngeli xa ufundayo.
2. Sebenzisa ezinye zeengcebiso 'zoKwenza ibali linike umdla' njengomsebenzi kwiqela elifundayo.
3. Ziqhelanise namabali akwicandelo 'leThuba lokubalisa' ze uwabalisele abantwana.
4. Abantwana abadala bayalele bazifundele amabali akwicandelo 'leThuba lokubalisa' okanye bafundele abancinci.
5. Zama kangangoko ukufumana iikopi ezaneleyo zehlelo. Zisike wenze iincwadana, izig-zag namabali amade. Yenza ithala leencwadi elibolekisa ngezi ncwadana kumalungu eqela elifundayo ukuze abe nako ukuzifundela ekhaya kunye neentsapho zawo.

Ngaba uqhuba iqela elifundayo?

Bhalisa iqela lakho elifundayo kwiNa'libali ukuze ube yinxalenye yothungelwano lwehlu ufumanele iqela lakho elifundayo ezinye iingcebiso ngamabali. Nwendwela le webhusayithi www.nalibali.org ze ucofe ku "join" – kulula kwaye kuyakhawuleza.

Create your own mini-book Zenzele eyakho incwadana encinane

1. Take out pages 3 to 6 of this supplement.
 2. Fold it in half along the black dotted line.
 3. Fold it in half again.
 4. Cut along the red dotted lines.
1. Thabatha amaphepha ama-3 ukuya kwisi-6 kweli hlelo.
 2. Wasonge esiphakathini kumgca wamachaphaza amnyama.
 3. Phinda uwasonge esiphakathini kwakhona.
 4. Sika kwimigca yamachaphaza abomvu.



Get story active!

After you and your children have read *Father Snail*, try out some of these ideas.

If you have 10 minutes...

- ✿ Talk about the story with your children. Why do they think Father Snail did not know how to cook and why he had forgotten how to chop wood?
- ✿ Ask your children to draw a picture of their favourite part of the story.

If you have 30 minutes...

- ✿ Talk about who does the different chores in your home. Most young children love to help so suggest appropriate chores for them, for example, packing away their books and toys; packing away the clean dishes. Write lists of household chores – you write yours and encourage your children to write theirs. Help with spelling if they ask. Suggest that you all read and then display your lists to remind each other of who does what!

If you have one hour...

- ✿ Make a family of snails by sticking single 'cups' from an egg carton onto toilet rolls. Let your children paint their snails and cut out pieces of thin cardboard (like the kind found on cereal boxes) to create their feelers. Give the snails names and make up stories with them.
- ✿ Make vegetable soup with your children. Let older children help to chop up harder vegetables like potatoes and carrots, under your supervision. Help younger children to cut softer vegetables like tomatoes and beans. While the soup is cooking, write the recipe with your children: include a list of ingredients and step-by-step instructions which they could illustrate.



Yenza ibali linike umdla!

Emva kokuba ufunde nabantwana bakho ibali elithi *UTata uNyekevu*, zama ezinye zezi ngecebiso.

Ukuba unemizuzu eli-10...

- ✿ Ncokola nabantwana bakho malunga neli bali. Kutheni becinga ukuba uTata uNyekevu wayengakwazi ukupheka nje kwaye yintoni eyayimbangela ukuba ayilibale indlela yokucanda iinkuni?
- ✿ Yitsho abantwana bazobe umfanekiso abawuthandayo webali.



Illustrated by Turiya Magadela
Imifanekiso ngu-Turiya Magadela

Ukuba unemizuzu engama-30...

- ✿ Ncokolani ngokwenza imisetyenzana eyahlukene yasekhaya. Uninzi lwabantwana abancinci bayakuthanda ukuncedisa, ngako oko banike imisetyenzana ebananele, umzekelo, yitsho baqoqoshe izinto zokudlala neencwadi, baqoqoshe izitya ezicocekileyo. Bhala phantsi uluhlu lwemisetyenzana yasekhaya – bhala eyakho ze ucele abantwana bakho babhale eyabo. Bancedise ngopelo xa bekucela. Phakamisa ukuba elowo afunde eyakhe ze ayixhome ukukhumbuzana ngemisebenzi yenu yasekhaya!

Ukuba uneyure...

- ✿ Yenzani iinyekevu ngokuthi nincamathisele iikomityana ezihlala amaqanda kwikhadibhodi lawo. Yitsho abantwana bazipeyinte iinyekevu zabo ze basike ikhadibhodi engcekengceke (enjengeyebhokisi yeekhrayoni) bazenzele ezabo iifili. Zithiye amagama inyekevu wenze namabali kunye nabo.
- ✿ Yenza isuphu yemifuno nabantwana bakho. Nika abantwana abadala banqunqe izinto ezilukhuni ezinjengeetapile neminqathe, ubagade bangazonzakalisi. Ncedisa abo bancinci ukunqunqa ezithambileyo ezinjengeetumato neembontyi. Ngeli xa nisapheke isuphu, bhala nabantwana bakho (iresiphi: bandakanya uluhlu lwezithako okanye izinongo nemiyaalelo yokupheka abanokuyizoba ngokulandelelana kwayo.

Meet the Nal'ibali characters

Gogo

Gogo is Neo and Mbali's grandmother and she lives with them. She runs her own educare centre and that is where her reading club meets every Saturday afternoon. There are 30 children in her reading club and Gogo has four volunteers who help her. She can speak all of the home languages of the children in the club – and some other languages too! Gogo speaks isiZulu, isiXhosa, Sepedi and English and she's just started learning French! Gogo is always busy but there is nothing she likes more than to relax with a cup of tea and a romance novel or a good story on the radio!

Dibana nabeNal'ibali

uGogo

UGogo ngumhakhulu kaNeo noMbali kwaye bahlala kunye. Unesikolo sakhe sabantwana abancinci kwaye kulapho lidibanela khona iqela lakhe elifundayo rhoqo emva kwemini ngemiGqibelo. Iqela lakhe elifundayo linabantwana abangama-30 namavolontiya amane ancedisa uGogo. Uzithetha zonke iilwimi zasekhaya zabantwana abakwiqela lakhe elifundayo – kanti nezinye iilwimi uyazithetha! UGogo uthetha isiZulu, isiXhosa, iSepedi nesiNgesi kwaye usandula kuqala ukufunda isiFrentshi! UGogo ungumntu osoloko exakekile kodwa akukho nto ayithanda ngathi kukuzonwabela nekomityi yakhe yeti nenoveli yothando okanye ibali elimnandi likanomathotholo!



Story corner

Here is the first part of a story about telling the truth for you to read aloud or tell.

The truth tree (Part 1) by Nola Turkington

Once, long ago, the King of Lesotho had only one child. When the king was very old, he called his daughter, 'My daughter, it is time for you to find a husband.'

So the Princess went out to find a wise woman to ask for her advice. 'My Princess,' the wise woman said, 'look for an honest young man who will always tell the truth.'

So the Princess sent the fastest runners to the furthest corners of Lesotho.

Each runner carried this message: *When the next*

full moon is big and bright, young men can meet our Princess at her father's Great Place. The Princess wishes to find the right husband. Off they went to spread the Princess's message across Lesotho. Lesedi, a young man who swept the floors at the Great Place, heard the news and made up his mind to attend.

The next time the moon was big and bright, Lesedi arrived at the Great Place. He found men that were big or thin, men that were tall or short, smiling men and men with worried faces all waiting to meet the Princess.

The Princess arrived and spoke to the men, 'Each man will receive a pot and a seed from a tree. Go home and plant the seed in the pot. Wait for six months. The first time the new moon climbs the sky after that, return to the Great Place with your pot. Then I will choose my husband.'

'Surely, the Princess will choose the man who grows the healthiest tree to be her husband,' the men whispered to one another.

Lesedi took his pot and seed home and asked his mother to help him. His mother, who was a good gardener, showed her son where to find the best soil and how deep to plant the seed. Lesedi planted the seed very carefully. He put his pot in a sunny place, then a shady place, and watered it a little each day. He said a prayer every night before he went to bed. But nothing happened. No tiny tree appeared.



Illustrations by Vincent Nkhomo
Imifanekiso ngu-Vincent Nkhomo

Ithuba lokubalisa

Nasi isigaba sokuqala sebali elimalunga nokuthetha inyani onokulifundela ngaphandle okanye phezu okanye ulibalise.

Umthi wenyaniso (Isigaba soku-1) Ngokubhalwa nguNola Turkington

Kudala-dala, iNkosi yaseLesithu yayinomntwana omnye. Yathi iNkosi isakubona ukuba sele iguge kakhulu, yabiza intombi yayo yathi, 'Ntombi yam, ngoku lixesha lokuba uzifumanele umyeni.'

INkosazana yahamba yaya kwinkosikazi ephaphileyo enamava ngeliyokucela iingcebiso ngalo mba. 'Nkosazana yam,' yatsho inkosikazi, 'khangela umfana onyanisekileyo oza kusoloko ethetha inyani.'

INkosazana yathumela ezona mbaleki zinamendu ukuba ziye kwimida yeLesithu. Nganye kwezi mbaleki yayiphethe lo myalezo: *Xa inyanga ithwasile kwaye iqaqambile esibhakabhakeni, abafana bangabonana neNkosazana kwiBhotwe likatata wayo. Zahamba iimbaleki ukuya kusasaza umyalezo weNkosazana mbombo zone zeLesithu. ULesedi, umfana owayetshayela eBhotwe, waziva ezi ndaba ze wazixelela ukuba naye uza kuba yinxalenye yaloo ndibano.*


Kwathi xa inyanga ithwasileyo kwaye iqaqambile esibhakabhakeni, uLesedi wafika eBhotwe. Wafika kukho amadoda aneziqu ezikhulu nanezincinci, amadoda amade namafutshane ancumileyo naxhalabileyo onke elinde ukubonana neNkosazana.

Yafika iNkosazana ze yathetha nala madoda yathi, 'Indoda nganye iza kufumana imbiza nembewu yomthi. Kufuneka ifike kokwayo iyityale kule mbiza imbewu. Iinde iinyanga ezintandathu. Ukuthwasa kwenyanga okokuqala emva koko, ibuyele eBhotwe nembiza leyo. Kulapho ke ndiza kuthi ndikhethe khona oza kuba ngumyeni wam.'

'Ngokuqinisekileyo, iNkosazana iza kukhetha indoda ethe yakhulisa owona mthi mhle ukuba ibe ngumyeni wayo,' amadoda asebezelana atsho.

ULesedi wathatha imbiza yakhe nembewu wagoduka nazo ze wacela umama wakhe ukuba amncedise. Umama wakhe nowayengumlimi wesitiya obalaseleyo, wambonisa unyana wakhe apho anokufumana khona owona mhlaba ulungileyo nendlela amakayityale ngayo imbewu leyo emhlabeni. ULesedi wayityala ngenyameko loo mbewu. Wayeyibeka elangeni imbiza leyo, aphinde ayibeke emthunzini, kwaye wayeyinkcshela kancinci rhoqo ngosuku. Wayethandaza yonke imihla phambi kokuba alale. Kodwa zange kubekho nto yenzekayo. Zange kuvele sithombo samthi.

Adapted from: 'The Truth Tree' from *Stories that Talk*. Published by Heartlines. © 2006



In your next *Nal'ibali* supplement:

- How to read to babies and toddlers
- Story stars: raising a reader from birth
- Mini-book, *Can you?*
- The final part of the story, *The truth tree*

Can't wait until next week for more reading and story tips, tools and inspirational ideas? Visit www.nalibali.org or find us on Facebook: www.facebook.com/nalibalireadingclubs

Find us on Twitter: @nalibali
Sifumane kuTwitter: @nalibali

Kwihlelo elilandelayo le*Nal'ibali*:

- Indlela yokufundela iintsana nabantwana abancinci
- Imbalasane yamabali: ukumkhulisa engumfundi kwasekuzalweni
- Incwadana, *Unako?*
- Icandelo lokugqibela leballi elithi *uMthi weNyaniso*

Kunzima ukulinda iveki ezayo ukuze ufumane ezinye iingcebiso zokufunda namabali, izixhobo neenkuthazo? Ndwendwela kule webhusayithi www.nalibali.org sifumane nakuFacebook: www.facebook.com/nalibalireadingclubs



Read the original story, *Father Snail* published by New Africa Books and available in bookstores. This story is also available in isiZulu, isiXhosa, Afrikaans, Siswati, Sepedi, Sesotho, Setswana, Xitsonga, Tshivenda and isiNdebele.

New Africa Books publishes books for young readers in all eleven official South African languages. To find out more about New Africa Books email info@newafricabooks.co.za


Funda uqobo lwebali elithi *UTat'uNyekevu* elipapashwe ngabakwaNew Africa Books nelifumaneka kwiivenkile zeencwadi. Eli bali likwafumaneka ngesiZulu, ngesiNgesi, nge-Afrikaans, ngeSiswati, ngeSepedi, ngeSesotho, ngeSetswana, ngeXitsonga, ngeTshivenda nangesiNdebele.

AbakwaNew Africa Books bapapasha iincwadi zabantwana ngazo zolishumi elinanye iilwimi zoMzantsi Afrika ezisemthethweni. Ukufumana iinkcukacha ezithe vetshe ngeencwadi zabakwaNew Africa Books sibhalele kule meyile info@newafricabooks.co.za

Nal'ibali is a national reading-for-enjoyment initiative to get people in South Africa – children and adults – passionate about telling and reading stories. For more information, visit www.nalibali.org.



INal'ibali liphulo lelizwe lokufundela ulonwabo lokwenza abantu eMzantsi Afrika – abantwana nabantu abadala – bakuthakazelele ukubalisa nokufunda amabali. Ukuze ufumane inkcazelo ebanzi, ndwendwela ku www.nalibali.org.



Rabbit watched through the window as Mama Sele left for work. Rabbit felt grumpy...Who was going to feed him and who was going to keep him warm?
Rabbit rushed to Father Snail, carrying an empty plate and an empty cup. Father Snail was still asleep. He snored. Rabbit put his fingers in his ears. What a terrible noise!
He shook Father Snail. "Daddy, wake up. I'm hungry!"



Umvundla wamkroba efestileni lo gama wayehamba uMama uSele esiya emsebenzini. Umvundla waziva ebujala...Ngubani owayeza kumpha ukutya kwaye ngubani owayeza kumgcina eshushu?
Umvundla wabaleka waya kuTat'uNyekevu, ephethe ipleyiti engenanto kunye nekomityi engenanto. UTat'uNyekevu wayesalele. Wayerhona kakubi. Umvundla wavala iindlebe zakhe ngeminwe. Wayesitsho ngenjani yona ukuba mbi ingxolo?
Wamshukumisa uTat'uNyekevu. "Tata, vuka. Ndilambile!"





Father Snail slowly opened his eyes. He dragged himself out of bed, and to the cupboard. There was no food in the cupboard! And there was no electricity to cook.
"Go and fetch wood!" Father Snail grumbled.
"I can't do that alone. It is still dark outside. And it is dangerous too!" said Rabbit.



UTata uNyekevu wazicenga wavula amehlo akhe. Wazirhuqa ukuvuka ebhedini, ukuya ngasekhabhathini. Kwakungekho kutya ekhabhathini! Yaye, kwakungekho mbane wokupheka.
"Hamba uyokutheza iinkuni!" UTat'nyekevu wambomba watsho.
"Andinakukwazi ukuyenza ndedwa loo nto. Kusemnyama apha phandle. Ndingenzakala!" watsho uMvundla.

"You chop the wood," said Father Snail.

"Chopping wood is hard work," said Rabbit. "You try first."

So Father Snail tried to chop the wood. But a log fell on his foot.

"Ouch!" he shouted.

Rabbit smiled and showed Father Snail how Mama Sele chops wood.

The sun was already very high in the sky. Rabbit started to collect the wood.

"Daddy, the wood is heavy and the logs are too long for me to carry," Rabbit complained.

Father Snail bundled the wood and lifted the bundle onto his head.

Rabbit had never seen Father Snail doing that before. He laughed so loud that he had to hold his tummy.

"Gawula iinkuni," watsho uTat'uNyekevu.

"Kodwa ngumsebenzi onzima ukugawula iinkuni," watsho uMvundla.

"Khawuzame wena kuqala ukuze ndibone."

UTat'uNyekevu wazama ukugawula iinkuni. Kodwa isikhuni somthi sawela elunyaweni lwakhe.

"Iyh-o-o!" wakhala watsho.


UMvundla wancuma ze wabonisa uTat'uNyekevu indlela uMama uSele agawula ngayo iinkuni.

Ilanga lalisele liphakamile esibhakabhakeni. UMvundla waqalisa ukuqokelela iinkuni.

"Tata, ezi nkuni zinzima kakhulu yaye nezi zikhuni zide kakhulu, mna andikwazi ukuzithwala," wakhaliza uMvundla.

UTat'uNyekevu wazibopha inyanda iinkuni waze wazithwala entloko.

UMvundla wayengazange wambona uTat'uNyekevu esenza oko ngaphambili. Wahleka waqikileka de wabamba isisu sakhe.





"What are we going to eat" asked Father Snail when they got back home.

"We can pick beans in Mama's garden," said Rabbit. Rabbit dragged Father Snail out to Mama Sele's vegetable garden. Father Snail knelt on the ground to help Rabbit pick the beans.

"Oh, my back hurts!" Father Snail moaned when he tried to stand up.

Rabbit helped Father Snail up, but he lost his balance. They both fell on the ground, looked at each other...and laughed!

"Siza kutya ntoni?" wabuza uTat'uNyekevu xa bebuyela ekhaya.

"Masichola-chole iimbotyi egadini kaMama," watsho uMvundla.

UMvundla wamrhugela uTat'uNyekevu kwigadi yemifuno kaMama uSele. UTat'uNyekevu waguqa emhlabeni wancedisa uMvundla bacholachola iimbotyi.

"Owu, umqolo wam ubuhlungu!" UTat'uNyekevu watsho egcuma ziintlungu xa wayezama ukuphakama.

UMvundla wancedisa uTat'uNyekevu ukuba eme, kodwa naye watyibilika. Batyibilika bobabini, bajongana...bahleka!



Now there was wood and an *imbawula* tin to make a fire. There were beans to make soup. But there was no Mama to cook!

"Now what can we do?" Rabbit asked.

"We can't eat raw beans," said Father Snail.

"I can't cook!" said Rabbit. "I can't even make a fire!"



Ngoku zazikhona iinkuni nembawula yokwenza umlilo. Kwakukho neemboty zokwenza isuphu. Kodwa kwakungekho mama wokuphekela!

"Ngoku sithini?" wabuza uMvundla.

"Angeke sitye iimboty ezikrwada," watsho uTa'uNyekvu.

"Andikwazi ukupheka mna!" watsho uMvundla. "Andikwazi nokubasa oku!"



Father Snail looked at Rabbit and smiled.

"I know what we can do!" he said.

"You know how to cook?" Rabbit asked.

"Well, not exactly, but I can always try. Watch your clever father!"

Father cooked for the *first* time! He tripped and spilled the beans. There were more beans on the ground than in the pot!

UTat'uNyekavu wajonga kuMvundla wancuma.

"Ndazi kakuhle ukuba masenze ntoni!" watsho.

"Uyakwazi ukupheka?" wabuza uMvundla.

"Ee, hayi ngokupheleleyo, kodwa ndingazama. Bukela nje wena utata wakho onengqondo!"

UTat'uNyekavu wapheka *okokuqala* ebomini bakhe! Wathi esapheka wakhubeka wazichitha iimbotyi. Zachithakala iimbotyi ezininzi, zaninzi eziphantsi ngaphezu kwezo zisembizeni!



The soup was ready! Father Snail and Rabbit sat around the fire, eating soup together. When Mama Sele came home in the evening, she couldn't believe her eyes.

"Who made the fire? Who made this food? Who cleaned the house?"

"We did!" said Father Snail proudly.

"And we had lots of fun!" smiled Rabbit.

Isuphu yayisele ilungile! UTat'uNyekivu noMvundla bahlala ngasemlilweni, besitya isuphu kunye. Wathi xa uMama uSele ebuyela ekhaya ngokuhlwa, akayikholelwa into ayibonayo.

"Ngubani obase umlilo? Ngubani opheke oku kutya?"

Ngubani ococe indlu?"

"Sithi!" watsho uTat'uNyekivu ngebhongo.

"Yaye besikonwabele konke oku!" wancuma uMvundla.

