



Your own story collection!



Are you and your children regular Nalibali supplement users? If so, then you'll know that all our supplements have one complete story for you to cut out and keep. Most of them also have one part of a two-part story in the Story Corner so that you have another complete story every second week!

So, if you get your favourite reading-for-enjoyment supplement each week, in one year you can collect about 45 stories to read and enjoy with your children! Here are some ideas for making good use of these story resources.

- **At home.** Encourage your children to make their own little libraries at home by collecting the cut-out-and-keep books, zigzag books and Story Corner stories.
- **Make resources.** Use the longer Story Corner stories (on page 8) to create story cards by pasting them onto pieces of cardboard and covering them with plastic.
- **Store stories.** Find something to store your supplement books and story cards in – like a decorated shoebox – and then keep them in a special place, so that children know where to find them when they want to read them.
- **Tell stories.** Become familiar with the Story Corner stories and then use these stories for storytelling.
- **Read and do.** At your reading club, choose one of the cut-out-and-keep books to read aloud to all the children. Let them follow in their own copies as you read to them. Then try some of the "Get story active" activity ideas – they extend and deepen the children's understanding of the story.
- **Read alone and in pairs.** At your reading club, let the children choose which cut-out-and-keep book or story card they would like to read with a volunteer or partner. Invite older children to also read on their own or to younger children.
- **Spread the message.** If you run a reading club, share information about the importance of reading to children with the children's parents and other caregivers by sending home the article on page one of the supplement for them to read.

Missed out on a copy of your Nalibali supplement or looking for back copies? Visit the "Supplements" section on the Nalibali website at www.nalibali.org/supplements to download copies of your favourite reading-for-enjoyment supplement!



Jou eie storieversameling!

Gebruik jy en jou kinders gereeld die Nalibali-bylaes? Indien wel, sal jy weet al ons bylaes bevat een volledige storie wat jy kan uitknip en bêre. Die meeste van hulle bevat ook een deel van 'n storie in twee dele in die Storiehoekie, sodat jy elke tweede week nog 'n volledige storie bykry!

As jy dus elke week jou gunsteling lees-vir-genot bylae kry, kan jy in een jaar ongeveer 45 stories bymekaarmaak om saam met jou kinders te lees en te geniet! Hier volg 'n paar idees om hierdie stories goed te benut.

- **By die huis.** Moedig jou kinders aan om hulle eie klein biblioteek tuis op te bou deur die knip-uit-en-bêreboekies, sigsagboekies en Storiehoekie-stories te versamel.
- **Maak hulpbronne.** Gebruik die langer Storiehoekie-stories (op bladsy 8) om storiekaarte te maak deur hulle op kartonvelle te plak en dit met plastiek oor te trek.
- **Bêre stories.** Vind iets om jou bylaeboeke en storiekaarte in te bêre – soos 'n oorgetrekte en versierde skoenboks – en bêre dit dan op 'n spesiale plek sodat kinders weet waar om dit te kry wanneer hulle dit wil lees.
- **Vertel stories.** Raak vertrouwd met die Storiehoekie-stories en gebruik dan hierdie stories om stories te vertel.
- **Lees en doen.** Kies een van die knip-uit-en-bêreboekies om hardop vir al die kinders by jou leesklub te lees. Laat die kinders in hul eie boekies volg terwyl jy vir hulle lees. Doen dan van die aktiwiteitsidees in "Raak doenig met stories" – hulle verbreed en verdiep die kinders se begrip van die storie.
- **Lees op jou eie of saam met 'n maat.** Laat die kinders by jou leesklub kies watter knip-uit-en-bêreboekie of storiekaart hulle saam met 'n vrywilliger of maat wil lees. Nooi ouer kinders om ook op hulle eie te lees of om vir jonger kinders te lees.
- **Verkondig die boodskap.** As jy 'n leesklub bestuur, deel inligting oor hoe belangrik dit is om saam met kinders te lees met die kinders se ouers en ander versorgers deur die artikel op bladsy 1 van die bylae vir hulle huis toe te stuur om te lees.

Is jy op soek na 'n eksemplaar van jou Nalibali-bylae of eksemplare van ouer bylaes? Gaan na die "Supplements"-afdeling op die Nalibali-webwerf by www.nalibali.org/supplements om eksemplare van jou gunsteling lees-vir-genot bylae af te laai!



Drive your imagination

Read to me. Book by book.
Lees vir my. Boek vir boek.





Drive your imagination

Your story

Here is a praise poem about the sea that was originally written in isiXhosa. Enjoy reading it!

The ocean

Beautiful and attractive,
You are as wide as the world.
You are water and we drink from you.
Ocean, in you
There are animals and fish.

Without you, Ocean,
What would we drink?
You are water and life to us.
However, you are also dangerous
Without showing it,
You are dark and deep.

We bathe, we cook because
You are water, you are life.
Ocean, you are beautiful and attractive
But, you are very dangerous
To small children.
Children, let us be careful.

The ocean is beautiful and attractive
The ocean is dangerous
One must be careful
Children, let us be careful.

Rethabile Maeena, 11 years, Ihobe Intermediate School, Bloemfontein
This poem was written in isiXhosa and then translated into English.



"Exercise the writing muscle every day, even if it is only a letter, notes, a title list, a character sketch, a journal entry. Writers are like dancers, like athletes – without that exercise, the muscles seize up."
Janet Yolen, author

Jou storie

Hier is 'n prysgedig oor die see wat oorspronklik in isiXhosa geskryf is. Geniet dit!

Die oseaan

Pragtig en aanloklik
Jy is so wyd soos die wêreld.
Jy is water en ons drink van jou.
Oseaan, in jou
is daar diere en vis.

Oseaan, wat sou ons
drink sonder jou?
Jy is water en lewe vir ons.
Maar jy is ook gevaarlik.
Sonder dat jy dit wys,
is jy diep en donker.

Ons baai in jou, kook met jou, want
jy is water, jy is lewe.
Oseaan, jy is pragtig en aanloklik,
maar jy is ook baie gevaarlik
vir klein kinders.
Wees versigtig, kinders.

Die oseaan is pragtig en aanloklik
Die oseaan is gevaarlik.
Jy moet versigtig wees.
Wees versigtig, kinders.

Rethabile Maeena, 11 jaar, Ihobe Intermediêre Skool, Bloemfontein
Hierdie gedig is in isiXhosa geskryf en toe in Afrikaans vertaal.



"Oefen elke dag jou skryfspiere, selfs al skryf jy net 'n brief, 'n lys titels, 'n karakterskets, 'n dagboekinskrywing. Skrywers is soos dansers, soos atlete – sonder daardie oefening wil die spiere nie werk nie."
Janet Yolen, skrywer

Do you enjoy writing and drawing? Are you an adult who writes for children? Or, are you a child who enjoys writing poems or stories, or drawing pictures and then writing about them? We'd love to see what you've been doing! If you send us your writing and pictures, you stand a chance of having them published in the Nal'ibali supplement, or on the Nal'ibali website. Remember: it has to be all your own work!

Send your writing and pictures to: info@nalibali.co.za or PRAESA, Suite 17–201, Building 17, Waverley Business Park, Wycroft Road, Mowbray, 7700.

Hou jy van skryf en teken? Is jy 'n volwassene wat vir kinders skryf? Of is jy 'n kind wat van gedigte of stories hou, of prente teken en dan daarvoor skryf? Ons wil baie graag sien wat jy doen! As jy vir ons jou skryfwerk en prente stuur, staan jy 'n kans dat ons dit in die Nal'ibali-bylae of op die Nal'ibali-webwerf sal publiseer. Onthou: dit moet alles jou eie werk wees!

Stuur jou skryfwerk en prente aan: info@nalibali.co.za of PRAESA, Suite 17–201, Gebou 17, Waverley-besigheidspark, Wycroftweg, Mowbray, 7700.



Nal'ibali on radio!

Enjoy listening to stories in Afrikaans and in English on Nal'ibali's radio show:

X-K FM on Monday to Wednesday from 9.00 a.m. to 9.15 a.m.

SAfm on Monday, Wednesday and Friday from 1.50 p.m. to 2.00 p.m.



Nal'ibali op die radio!

Geniet dit om in Afrikaans en Engels op Nal'ibali se radioprogram na stories te luister:

X-K FM van Maandag tot Woensdag vanaf 9.00 vm. tot 9.15 vm.


SAfm op Maandag, Woensdag en Vrydag vanaf 1.50 nm. tot 2.00 nm.

Create your own cut-out-and-keep book

1. Take out pages 3 to 6 of this supplement.
2. Fold it in half along the black dotted line.
3. Fold it in half again.
4. Cut along the red dotted lines.

Maak jou eie knip-uit-en-bêreboekie

1. Haal bladsye 3 tot 6 van hierdie bylae uit.
2. Vou dit op die swart stippellyn.
3. Vou dit weer in die helfte.
4. Sny dit uit op die rooi stippellyne.



Now Vusi understood. He wanted to play too. Vusi looked inside the box. He pulled out a red, blue and green cloth.

“Look! There is a snake in the box,” he said. “Hiss! Hiss!”

“Kyki! Daar is ’n slang in die boks,” se hy. “Sisi Sisi!”



“I can do the bird dance. Watch me flap my wing. I fly and fly in the bright blue sky then sit in the trees and sing!”

“Ek fladder soos ’n voël. Al om in ’n kring. Ek land saggies op ’n tak waar ek droom en sing!”



Fold

CAMBRIDGE

The jungle box

Die oerwoudboks


The *jungle box* is from the Rainbow Reading series by Cambridge University Press. Rainbow Reading is a graded series for primary schools. It provides a wealth of original stories and factual texts, which will help learners to develop the reading skills and vocabulary they need to meet the requirements of the curriculum – in all learning areas. Rainbow Reading consists of 350 titles which are grouped by level and theme. For further information, visit www.cup.co.za



Cambridge University Press
P O Box 50017, V&A Waterfront, 8002
Tel 021-4127800 | Fax 021 4198418
Email info@cup.co.za

 **CAMBRIDGE**
UNIVERSITY PRESS
www.cup.co.za

Nal'ibali is a national reading-for-enjoyment campaign to spark children's potential through storytelling and reading. For more information, visit www.nalibali.org or www.nalibali.mobi



Nal'ibali is 'n nasionale lees-vir-genot veldtog wat kinders se potensiaal help ontwikkel deur middel van lees en die vertel van stories. Vir meer inligting, besoek www.nalibali.org, of www.nalibali.mobi



Nicole Levin
Marjorie van Heerden



Drive your imagination

Fold

Busi haal 'n veelkleurige stuk lap uit. Sy draai die lap om haar. Sy dans in die kamer rond en sing.
 She put the cloth around her. She danced around the room and sang.
 Busi pulled out a cloth of many different colours.



Busi pushed a big cardboard box into the kitchen.
 “What’s in there?” asked her brother, Vusi.
 “Wild animals,” replied Busi. “Can’t you hear them?”
 Busi stoot 'n groot kartonboks in die kombuis in.
 “Wat is daarin?” vra haar broer, Vusi.
 “Wilde diere,” antwoord Busi. “Hoor jy hulle nie?”

“Ek seil soos 'n slang.
 Ek dans deur die gras
 Ek wriemel en gly.
 I hiss and hiss along the path
 Watch me slither and slide.
 I can do the snake dance.
 then under a rock I'll hide.”



Soon there were no more animals left in the box.
 “That was fun,” said Busi. “And you see, there weren’t just Aunty’s cloths in the box.”
 “No,” said Vusi, “there was a whole jungle!”
 Gou is daar geen diere in die boks oor nie.
 “Dit was pret,” sê Busi. “En sien jy nou, dit was nie net Tante se lappe wat in die boks was nie.”
 “Nee,” sê Vusi, “dit was 'n hele oerwoud!”

Busi laughed at her brother. Vusi looked funny as a snake.
 Then it was Busi's turn. She pulled out a piece of brown cloth.
 "Look! There's a monkey in the box," she said.
 Busi lag vir haar broer. Vusi is 'n snaakse slang.
 Toe is dit Busi se beurt. Sy haal 'n bruin lap uit.
 "Kyk! Daar's 'n apie in die boks," sê sy.



Vusi danced the elephant dance.
 Vusi dans soos 'n olifant.

Then Busi danced the butterfly dance and Vusi danced the spider dance.
 Toe dans Busi soos 'n skoenlapper en Vusi dans soos 'n spinnekop.



"Look a bit harder," said Busi. "Can't you see the bird flapping to get out?"
 "Jy kyk nie goed genoeg nie," sê Busi. "Kan jy nie sien hoe die voël rondfladder om uit te kom nie?"



Vusi put his ear against the side of the box.
 "I can't hear anything," he said.
 "Step back, I will show you," said his sister.
 Vusi druk sy oor teen die kant van die boks.
 "Ek kan niks hoor nie," sê hy.
 "Staan opsy, ek sal jou wys," sê sy suster.

“Ek dans soos ’n apie.
Ek is rats en vry.
Ek spring en ek swaai
en voel altyd bly!”

“I can do the monkey dance.
I’m happy and I’m free
when I’m jumping and swinging
in a big jungle tree!”



Fold

“Dis net lap waarmee Tante naaldwerk doen.
Waar is die diere?” vra Vusi.

Vusi kyk na die bondel gekleurde lappe in
die boks.

“That is just cloth for Aunty’s sewing.
Where are the animals?” asked Vusi.

Vusi looked at the pile of coloured cloths
in the box.



Vusi jumped onto a chair. He didn’t want the animals
to bite him.

Busi opened the box. There were no animal sounds.
She pulled out a big piece of cloth.

Vusi spring op ’n stoel. Hy is bang die diere sal
hom byt.

Busi maak die boks oop. Daar is geen dieregeluide
nie. Sy haal ’n groot stuk lap uit die boks.



Busi and Vusi found many different animals
inside the box. They did many different dances.
Busi danced the tiger dance.

Busi en Vusi ontdek baie verskillende diere in die
boks. Hulle doen baie verskillende danse. Busi
dans soos ’n tier.

Fold 6



Get story active!

Here are some activities based on the story, *The jungle box*, for you and your children to try.

As you read the story together

- Look at the picture on the front cover and read the title to your children. Ask them what they think a jungle box might be.
- Make comments and ask open-ended questions that help your children to explore the story. For example, after reading:
 - page 2, you could say, "I wonder what made Busi think that there were wild animals in the box."
 - pages 4 and 5, you could ask, "Do you think Busi really believes that there are animals in the box?"
- Draw your children's attention to the details in the illustrations. For example, talk together about how Busi looks like a bird on page 8 and how Vusi looks like a snake on page 10.



Raak doenig met stories!

Hier is 'n paar aktiwiteite wat gebaseer is op die storie, *Die oerwoudboks*, wat jy en jou kinders saam kan doen.

Terwyl julle die storie saam lees

- Kyk na die prent op die omslag en lees die titel vir jou kinders. Vra hulle wat hulle dink 'n oerwoudboks dalk kan wees.
- Maak opmerkings en vra vrae met oop eindes wat jou kinders sal help om die storie te verken. Byvoorbeeld, nadat julle:
 - bladsy 2 gelees het, kan jy sê: "Ek wonder wat Busi laat dink daar is wilde diere in die boks."
 - bladsye 4 en 5 gelees het, kan jy vra: "Dink jy Busi glo regtig dat daar diere in die boks is?"
- Vestig jou kinders se aandag op die besonderhede in die illustrasies. Praat byvoorbeeld oor hoe Busi op bladsy 8 soos 'n voël lyk en hoe Vusi op bladsy 10 soos 'n slang lyk.

The Nal'ibali bookshelf


Have you tried reading *Yawning is catching* to your children? It is a light-hearted story about what happens around you even when you are too busy to notice! It's available in all South African languages.

Title: *Yawning is catching*

Authors: Beverley Burkett, Denise Manning, Lungi Radasi, Lyn Stonestreet

Illustrator: Lyn Stonestreet

Publisher: Cambridge University Press
(www.cup.co.za)



Die Nal'ibali-boekrak

Het jy al probeer om *Gaap is aansteeklik* vir jou kinders te lees? Dit is 'n lighartige storie oor wat alles om jou kan gebeur terwyl jy te besig is om agter te kom! Dis beskikbaar in al die Suid-Afrikaanse tale.

Titel: *Gaap is aansteeklik*

Skrywers: Beverley Burkett, Denise Manning, Lungi Radasi, Lyn Stonestreet

Ilustreerder: Lyn Stonestreet

Uitgewer: Cambridge University Press
(www.cup.co.za)



Collect the Nal'ibali characters

Cut out and keep all your favourite Nal'ibali characters and then use them to create your own pictures, posters, stories or anything else you can think of!

About Mbali

Age: 2

Brother: Neo

Lives with: her mother, father, Gogo and Neo

Favourite colour: pink

Favourite sport: karate

Books she likes: nursery rhymes, but she also likes pretending to read her brother's books

Things she likes to do: dressing up; reading to her teddy bear and to Bella's dog, Noodle

Versamel die Nal'ibali-karakters

Knip al jou gunsteling- Nal'ibali-karakters uit en gebruik hulle om jou eie prente, plakkate, stories of enigiets anders waaraan jy kan dink, te maak!

Oor Mbali

Ouderdom: 2

Broer: Neo

Woon saam met: haar ma, pa, Gogo en Neo

Gunstelingkleur: pienk

Gunstelingsport: karate

Boeke waarvan sy hou: kinderrympies, maar sy hou ook daarvan om te maak of sy haar broer se boeke lees

Dinge wat sy graag doen: aantrekspeletjies speel; lees vir haar teddiebeer en vir Bella se hond, Noodle



Here's an idea...

- Cut out and colour in the picture of Mbali and then paste it on a sheet of paper. Next draw a thought bubble above Mbali's head. Then draw a picture inside the thought bubble to show what she is reading about.
- Or, keep the picture in a safe place and when you have collected all the Nal'ibali characters, use them to create your own Nal'ibali poster!

Hier's 'n idee...

- Knip die prent van Mbali uit, kleur dit in en plak dit dan op 'n groot vel papier. Teken dan 'n dinkborrel bo Mbali se kop. Teken dan 'n prentjie binne-in om te wys waarvan sy lees.
- Of, bêre die prent op 'n veilige plek, en wanneer jy al die Nal'ibali-karakters versamel het, kan jy hulle gebruik om jou eie Nal'ibali-plakkaat te maak!

Story corner

Here is the first part of a story for you to read aloud or tell. It is about a man who knew a lot about growing things, but had a few other lessons he needed to learn!

Mr Shabalala's garden

(Part 1)

by Wendy Hartmann

Mr Shabalala lived on a big piece of land. He had a lovely house, an apple tree, hens and a vegetable patch.

The apple tree was very big. The branches stretched far into his garden and over the wall into the field behind the wall. Sometimes there were so many apples that he didn't know what to do with them all.

His hens gave him large, brown eggs. He could not eat all the eggs that his hens laid, so some eggs hatched and he had more chickens than anyone else in the town.

The vegetable patch was always full of wonderful things to eat, but sometimes there were too many pumpkins, mealies, potatoes and other vegetables.

But Mr Shabalala was not a very nice man. He did not like to share. If anyone came near his house and garden, he became very angry. So Mr Shabalala did not have any friends.



Illustration by Jiggs Snaddon-Wood
Illustrasie deur Jiggs Snaddon-Wood

Some things made him so angry that he would shout. When people sat in the shade of the apple tree in the field behind his wall, they made too much noise. When the apples fell off the tree behind his wall, the children would pick them up. They played, ate apples and made too much noise. Sometimes his hens escaped through a little hole in the fence. When they did, they laid their eggs in the field behind his wall. He heard the women talking when they found the eggs and knew they were taking *his* eggs home. But worst of all, sometimes a little boy would knock on his door and ask for seeds from *his* vegetable patch.

One day Mr Shabalala was so angry that he decided he was going to stop everyone from bothering him. He grabbed his saw and cut down every branch of the apple tree that hung over the wall. He blocked up the hole in the fence so that the hens could not escape. And he was so angry that he dug up his vegetable patch.

"At last I will have peace and quiet without anyone bothering me or stealing anything," he said.

What do you think will happen to Mr Shabalala's garden? Do you think he will enjoy the peace and quiet? Find out next week!

Storiehoekie

Hier volg die eerste deel van 'n storie wat jy hardop kan lees of vertel. Dit gaan oor 'n man wat baie kennis gehad het oor hoe om goed te laat groei, maar hy moes 'n paar ander lesse leer!

Mnr. Shabalala se tuin

(Deel 1)

deur Wendy Hartmann

Mnr. Shabalala woon op 'n groot stuk grond. Hy het 'n pragtige huis, 'n appelboom, hoenders en 'n groentetuin.

Die appelboom is baie groot. Die takke strek wyd oor sy tuin, en oor die muur tot in die veld agter die muur. Soms is daar so baie appels dat hy nie weet wat om met almal te doen nie.

Sy henne lê groot, bruin eiers. Hy kan nie al die eiers wat sy henne lê opeet nie. Van die eiers broei uit en hy het meer hoenders as enigiemand anders in die dorp.

Die groentetuin is altyd vol wonderlike dinge om te eet, maar soms is daar te veel pampoene, mielies, aartappels en ander groente.

Maar mnr. Shabalala is nie 'n baie gawe man nie. Hy hou nie daarvan om te deel nie. As enigiemand naby sy huis en tuin kom, word hy baie kwaad. Mnr. Shabalala het daarom geen vriende nie.

Sommige dinge maak hom so kwaad dat hy begin skree. Wanneer mense in die skaduwee van sy appelboom in die veld agter sy muur sit, maak hulle te veel lawaai. Wanneer die appels van die boom afval en in die veld agter sy muur beland, tel die kinders dit op. Hulle speel, eet appels en maak te veel lawaai. Soms glip sy henne deur 'n klein gaatjie in die heining. Wanneer dit gebeur, lê hulle hul eiers in die veld agter sy muur. Hy hoor die vroue praat wanneer hulle die eiers vind en hy weet hulle vat sy eiers huis toe. Maar die ergste van alles is dat 'n klein seuntjie soms aan sy deur kom klop en hom vir saad uit sy groentetuin vra.

Op 'n dag is mnr. Shabalala so kwaad dat hy besluit hy gaan keer dat enigiemand hom verder pla. Hy gryp sy saag en saag elke tak van die appelboom wat oor die muur hang af. Hy maak die gat in die heining toe sodat die henne nie kan uitglip nie. En hy is so kwaad dat hy sy hele groentetuin uitspit.

"Ek sal uiteindelik rus en vrede hê en niemand sal my pla of iets van my steel nie."

Wat dink jy sal met mnr. Shabalala se tuin gebeur? Dink jy hy sal die rus en vrede geniet? Vind volgende week uit!

In your next Nal'ibali supplement:

- Help develop children's literacy
- Get your copy of the Nal'ibali Children's Literacy Charter
- Days to celebrate in May
- A cut-out-and-keep book, *Raj keeps a secret*
- The final part of the Story Corner story, *Mr Shabalala's garden*

Don't have time to go to the library or running out of stories to share with your little ones? Visit www.nalibali.mobi to access stories on your phone – anywhere, anytime (standard data rates apply).



Find us on Facebook: www.facebook.com/nalibaliSA
Vind ons op Facebook: www.facebook.com/nalibaliSA

In jou volgende Nal'ibali-bylae:

- Help om kinders se geletterdheid te ontwikkel
- Kry jou eksemplaar van Nal'ibali se Kinders se Handves vir Geletterdheid
- Dae om in Mei te vier
- 'n Knip-uit-en-bêreboekie, *Raj bewaar 'n geheim*
- Die laaste deel van die Storiehoekie-storie, *Mnr. Shabalala se tuin*

Het jy nie tyd om biblioteek toe te gaan nie, of is jou voorraad stories om met jou kinders te deel uitgeput? Gaan na www.nalibali.mobi om op jou foon toegang tot stories te kry – enige plek, enige tyd (standaardtariewe geld).

