



## Connecting with books

by Jay Heale\*

**The young people of South Africa desperately need books. They need books in order to make friends with the whole idea of books. They need picture books, chapter books, books in their mother tongue, books for relaxation, books to feed their imagination, books for research. But the books themselves are not enough.**

Books have often been called "bridges". They form a bridge between the author and the reader. They build bridges between the different people who read them. They provide bridges on which knowledge can travel. Every young reader needs to be shown how to build those bridges. When you read aloud with children, you start the whole bridge-building process.

To feel connected to books, children also need to handle books. They need to physically connect with books as objects. You know how very young children examine an

object. They look at it, stroke it, sniff it, chew at it sometimes. A book is a "thing" just as much as a spoon or a blanket or a favourite teddy bear. And it's important that books are everyday objects in your home or at your club.

Human beings use their five senses to assess the world around them. In the early years, a book doesn't only need to be read to children, it also needs to be handled by them so that it is recognised as a friendly item. Something that can be touched, stroked, hugged, loved.

Children need to own what a book offers. This means letting what is inside the book transfer itself to you. This includes the look of the pictures, the sound of the words, the chance to let your mind wander off, to imagine new ideas, new people, new places, the laughter and the amazement. In other words, they need to be allowed to make the book theirs – to be allowed to let the book live inside them long after they have read the last page and closed it.

For more information on reading with your children, visit "Tips and Topics" on [www.nalibali.org](http://www.nalibali.org) or [www.nalibali.mobi](http://www.nalibali.mobi).

## Bou brûe met boeke

deur Jay Heale\*

**Die jongmense van Suid-Afrika het desperaat boeke nodig. Hulle het boeke nodig om vertrouwd te raak met die idee van boeke. Hulle het prentboeke, boeke met hoofstukke, boeke in hulle moedertaal, boeke vir ontspanning, boeke om hulle verbeelding aan te gryp en boeke vir navorsing nodig. Maar die boeke self is nie genoeg nie.**

Boeke is al dikwels "brûe" genoem. Hulle vorm 'n brug tussen die skrywer en die leser. Hulle bou brûe tussen die verskillende mense wat hulle lees. Hulle bou brûe waarop kennis kan reis. Elke jong leser moet gewys word hoe om daardie brûe te bou. Wanneer jy hardop saam met kinders lees, stel jy die hele brugbouproses in werking.

Om 'n band met boeke te vorm moet kinders ook kans kry om aan boeke te vat. Hulle moet boeke fisiek kan hanteer. Jy het seker al gesien hoe jong kinders 'n voorwerp ondersoek. Hulle kyk daarna, vat daaraan, ruik

daaraan, en kou soms daaraan. 'n Boek is 'n "voorwerp", net soos 'n lepel of 'n kombors of 'n geliefde teddiebeer. En dit is baie belangrik dat boeke alledaagse voorwerpe in jou huis of by jou klub sal word.

Mense gebruik hulle vyf sinne om die wêreld om hulle te verken. In die ontwikkelingsjare moet boeke nie net vir kinders gelees word nie, maar hulle moet ook toegelaat word om boeke te verken sodat hulle boeke as vriendelike voorwerpe kan herken. Boeke moet iets wees waaraan hulle kan vat, wat hulle kan streek, kan druk en liefhê.

Kinders moet beseft wat 'n boek hulle bied. Dit beteken hulle moet toegelaat word om die boek deel van hulself te maak. Dit sluit in hoe die prente lyk, hoe die woorde klink, die kans om jou gedagtes te laat afdwaal, en om jou verbeelding te gebruik om nuwe mense, nuwe plekke, die gelag en die verwondering te ervaar. Hulle moet met ander woorde toegelaat word om die boek binne hulle te laat voortleef lank nadat hulle die laaste bladsy gelees en die boek toegemaak het.

Vir meer inligting oor lees saam met jou kinders, besoek "Tips and Topics" by [www.nalibali.org](http://www.nalibali.org) of [www.nalibali.mobi](http://www.nalibali.mobi).

\* The above article is adapted from *Hooked on Books* by Jay Heale, published by Metz Press.

\* Bogenoemde artikel is aangepas en vertaal uit *Hooked on Books* deur Jay Heale, uitgegee deur Metz Press.



Drive your imagination

Read to me. Book by book.  
Lees vir my. Boek vir boek.





# Story stars



## Inspiring readers' imaginations

**Zukiswa Wanner, writer and story-lover, shares with us about her own reading experiences, what she loves about writing and why she thinks children should read for enjoyment.**

### Who told you stories or read to you when you were a child?

My mother's parents were full of stories so they told me many of them.

### What were your favourite books as a child?

I loved books by the author, Enid Blyton because of the adventures and the mysteries that the *Famous Five* characters experienced. I thought I wanted to be a private investigator then – although I did not know any in real life!

### How long have you been writing?

Since I was four years old, but I became a professional writer in 2006.

### What is the fun part and the hard part of writing?

The fun part is being in your characters' minds and wondering what they are going to do next. The hardest part is taking out a conversation you really like, or interesting details that happen in the story because you know they will not work well with the rest of the story.

### The book that changed my world was ...

Every book I read changes my life. The good ones teach me how I would like to write and the badly written ones remind me what I do not want to do with my writing.

### My favourite place to read is ...

... in bed.

### What languages do you read in?

English mostly, because there are not enough books in the other languages I speak.

### What is the greatest lesson you have learnt from a book or story?

We should never say we cannot do something. No one can ever tell what they are capable of until they are pushed against a wall.

### Every child should read ...

... one book a week.

### Why should we encourage children to read for enjoyment?

It helps with their imagination, but most importantly, it helps build language skills in a fun way and creates better communicators.



Zukiswa Wanner

# Storiesterre

## Gee lesers se verbeelding vlerke

**Zukiswa Wanner, skrywer en liefhebber van stories, deel haar eie leeservarings met ons, hoekom sy van skryf hou en waarom sy dink kinders vir genot behoort te lees.**

### Wie het as kind vir jou stories vertel of geleses?

My ma se ouers was vol stories en hulle het vir my baie stories vertel.

### Wat was jou gunstelingboeke as kind?

Ek was gek oor boeke deur die skrywer, Enid Blyton oor die avonture en die misteries wat die karakters van die *Famous Five* ervaar het. Ek wou toe 'n privaatspeurder wees – al het ek in die werklike lewe niemand geken wat een was nie!

### Hoe lank skryf jy al?

Vandat ek vier jaar oud is, maar ek het in 2006 'n professionele skrywer geword.

### Wat is die lekker deel en wat is die moeilike deel van skryf?

Die lekker deel is dat jy in jou karakters se koppe kan inklim en kan wonder wat hulle volgende gaan doen. Die moeilike deel is om 'n gesprek of interessante besonderhede in die storie uit te haal omdat jy weet dit gaan nie goed werk saam met die res van die storie nie.

### Die boek wat my wêreld verander het was ...

Elke boek wat ek lees verander my lewe. Die goeies leer my hoe ek graag sal wil skryf en die swakkes herinner my aan wat ek nie in my eie skryfwerk wil doen nie.

### My gunstelingplek om te lees is ...

... in die bed.

### Watter tale lees jy?

Meestal Engels, want daar is nie genoeg boeke in die ander tale wat ek praat nie.

### Wat is die grootste les wat jy al uit 'n boek of storie geleer het?

Ons moet nooit sê ons kan nie iets doen nie. Niemand kan ooit sê waartoe hulle in staat is tot hulle teen 'n muur vasgedruk word nie.

### Elke kind behoort ...

... een boek per week te lees.

### Waarom moet ons kinders aanmoedig om vir genot te lees?

Dit prikkel hulle verbeelding, maar die belangrikste is dat dit op 'n genotvolle manier taalvaardighede bou en hulle beter kommunikeerders maak.




## Nal'ibali on radio!

Enjoy listening to stories in Afrikaans and in English on Nal'ibali's radio show:

X-K FM on Monday to Wednesday from 9.00 a.m. to 9.15 a.m.

SAfm on Monday, Wednesday and Friday from 1.50 p.m. to 2.00 p.m.



## Nal'ibali op die radio!

Geniet dit om in Afrikaans en Engels op Nal'ibali se radioprogram na stories te luister:

X-K FM van Maandag tot Woensdag vanaf 9.00 vm. tot 9.15 vm.

SAfm op Maandag, Woensdag en Vrydag vanaf 1.50 nm. tot 2.00 nm.

### Create your own cut-out-and-keep book

1. Take out pages 3 to 6 of this supplement.
2. Fold it in half along the black dotted line.
3. Fold it in half again.
4. Cut along the red dotted lines.

### Maak jou eie knip-uit-en-bêreboekie

1. Haal bladsye 3 tot 6 van hierdie bylae uit.
2. Vou dit op die swart stippellyn.
3. Vou dit weer in die helfte.
4. Sny dit uit op die rooi stippellyne.



... en nou 'n vierkant."  
... and now a square."



"Now we have made a circle ...  
"Nou het ons 'n sirkel gemaak ..."



Fold

**About the author**

*Tuft and Patch make patterns* is part of a series of books by Wendy Hartmann.

Wendy, who has had more than 40 children's books published, lives in Table View. Apart from writing, she also paints.


In 2007 her book *Nina and Little Duck* was awarded the coveted M.E.R. Prize for illustrated children's books.

Her book *In a House, in a House* was on the shortlist for the 2010 M.E.R. Prize and *Just Sisi* won the 2011 M.E.R. Prize for best illustrated children's book.

*Sisi Goes to School*, published by Human & Rousseau, is her latest book and is in bookstores now.



Nal'ibali is a national reading-for-enjoyment campaign to spark children's potential through storytelling and reading. For more information, visit [www.nalibali.org](http://www.nalibali.org) or [www.nalibali.mobi](http://www.nalibali.mobi)



Nal'ibali is 'n nasionale lees-vir-genot veldtog wat kinders se potensiaal help ontwikkel deur middel van lees en die vertel van stories. Vir meer inligting, besoek [www.nalibali.org](http://www.nalibali.org), of [www.nalibali.mobi](http://www.nalibali.mobi)

Tuft and Patch  
make patterns  
Donsie en Lappies  
maak patrone



Wendy Hartmann


Fold




“We have made a zigzag pattern.”  
“Ons het ’n sigsagpatroon gemaak.”



“We can even make a triangle. Wasn't that fun?” said Tuft.  
“Ons kan selfs ’n driehoek maak. Was dit nou nie pret nie?” sê Donsie.




“Wake up, Patch,” said Tuft. “Let’s play your favourite game.”  
“Word wakker, Lappies,” sê Donsie.  
“Kom ons speel jou gunstelingspeletjie.”



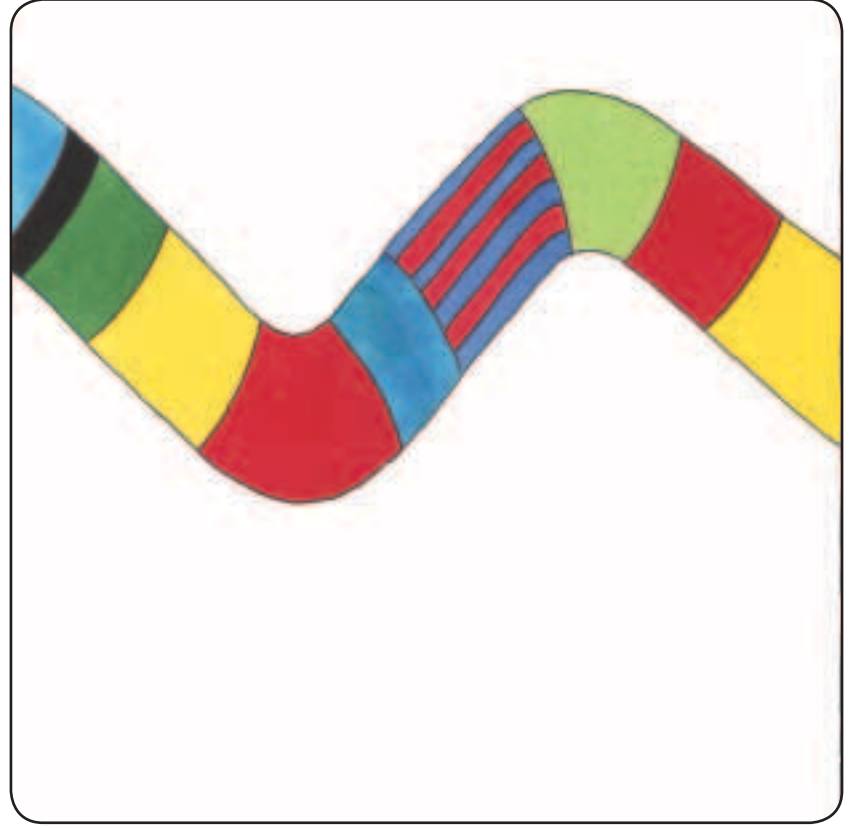
“Oh, Patch” said Tuft. “I love you too.”  
“O, Lappies” sê Donsie. “Ek is lief vir jou ook.”

“Stay over there, Tuff,” said Patch. “I want to make a special pattern for you.”  
 “Bly daar, Donsie,” sê Lappies. “Ek wil vir jou ’n spesiale patroon maak.”



Fold


“Look, Patch!” he said.  
 “Kyk, Lappies!” sê hy.



Tuff’s pet python smiled.  
 “Oh, good,” Patch said. “We are going to play patterns.”  
 Donsie se troetelslang glimlag.  
 “O, lekker,” sê Lappies. “Ons gaan patrone maak.”


Fold

... and pushed and pushed.  
... en stoot en stoot.



Fold

Patch made a big heart!  
Lappies maak 'n groot harti!



Tuft pulled and pulled ...  
Donsie trek en trek ...



"I love being your pet," Patch said.  
"Ek hou daarvan om jou troeteldier te wees," sê Lappies.

Fold



## Get story active!

*Tuft and Patch make patterns* has been written especially for younger children. Below are some ideas to try out as you read the story with them. Draw their attention to the details in the illustrations and the story by commenting on them or asking questions. For example:

- **page 2:** (Point to the yellow bird.) Look at Tuft. He's waking up his friend, Patch. Who wakes you up in the morning?
- **pages 4 and 5:** (Point to Tuft.) Look, Tuft is pulling hard and he's pushing hard too. Patch must be very heavy!
- **pages 6 and 7:** (Point with your finger to show the "up" and "down" of the zigzag.) Look, Patch's body goes up and down, up and down.
- **pages 8 and 9:** (Use your finger to trace the round shape of the circle, and then the sides of the square shape.) Now, Patch's body goes around in a circle and here it goes up, along, down and along.
- **page 9:** Look at what Tuft is doing! I think he's having fun.
- **page 10:** (Point to the question mark above Tuft's head.) I think Tuft is a bit confused.
- **page 12:** (Trace the shape of the heart with your finger.)
- **pages 14 and 15:** Tuft loves Patch just like I love you!

Here are some ideas for using *Tuft and Patch make patterns* with older children.

- Let them read the book in their mother-tongue first and then in the other language of the supplement.
- Can they think of other patterns Patch might make with his body? Encourage the children to draw pictures of these patterns and to add Tuft into them. They can then write about their pictures.

## Reading Club corner

March is a very busy month filled with lots of opportunities for you to celebrate books and reading! We hope you will join in our celebrations on World Read Aloud Day, but how about choosing one or two of the other days to celebrate too? You could plan reading club activities around exploring the library, telling stories, or writing and reading poetry! Or, read a book by Dr Seuss at each meeting of your club during March.

- |                    |   |
|--------------------|---|
| <b>2 March</b>     | Dr Seuss' birthday (author of the fun, whacky <i>The Cat in the Hat</i> series of picture books for children) |
| <b>5 March</b>     | World Read Aloud Day  |
| <b>15-22 March</b> | SA Library Week   |
| <b>20 March</b>    | World Storytelling Day  |
| <b>21 March</b>    | World Poetry Day  |
| <b>23 March</b>    | Earth Hour  |




## Leesklubhoekie

Maart is 'n baie besige maand propvol geleenthede vir jou om boeke en lees te vier! Ons hoop jy gaan deelneem aan ons feesvieringe vir Wêrelddag vir Hardop Lees, maar dalk kan jy ook een of twee van die ander dae kies om te vier. Jy kan leesklubaktiwiteite beplan om die biblioteek te verken, stories te vertel of gedigte te skryf en te lees! Of lees 'n boek van Dr Seuss elke keer wanneer julle leesklub in Maart bymekaarkom.

- |                    |   |
|--------------------|---|
| <b>2 Maart</b>     | Dr Seuss se verjaardag (skrywer van die prettige, lawwe <i>The Cat in the Hat</i> -prenteboekreeks vir kinders) |
| <b>5 Maart</b>     | Wêrelddag vir Hardop Lees   |
| <b>15-22 Maart</b> | SA Biblioteekweek   |
| <b>20 Maart</b>    | Wêrelddag vir Storievertelling  |
| <b>21 Maart</b>    | Wêreldpoësie-dag  |
| <b>23 Maart</b>    | Aarde-uur   |

You can find out about the Dr Seuss books and the characters he created, as well as download activities and watch video clips, on the official Dr Seuss website – [www.seussville.com](http://www.seussville.com).

Jy kan meer uitvind oor die Dr Seuss-boeke en die karakters wat hy geskep het, en ook aktiwiteite aflaai en na kort video's kyk op die amptelike Dr Seuss-webwerf – [www.seussville.com](http://www.seussville.com). Baie van die boeke is ook in Afrikaans beskikbaar. Kyk of jy hulle in jou biblioteek kan kry.



## Raak doenig met stories!

*Donsie en Lappies maak patrone* is veral vir jonger kinders geskryf. Hier volg 'n paar idees wat jy kan probeer terwyl jy die storie saam met hulle lees. Vestig hulle aandag op die besonderhede in die illustrasies en die storie deur kommentaar daaroor te lewer of vrae te vrae. Byvoorbeeld:

- **bladsy 2:** (Wys na die geel voëltjie.) Kyk na Donsie. Hy maak sy maat, Lappies, wakker. Wie maak jou in die oggend wakker?
- **bladsye 4 en 5:** (Wys na Donsie.) Kyk, Donsie trek hard en hy stoot ook hard. Lappies moet baie swaar wees!
- **bladsye 6 en 7:** (Wys met jou vinger na die "op" en "af" van die sigsagpatroon.) Kyk, Lappies se lyf gaan op en af, op en af.
- **bladsye 8 en 9:** (Gebruik jou vinger om die ronde vorm van die sirkel na te trek, en dan die sye van die vierkant.) Nou gaan Lappies se lyf al in die rondte in 'n sirkel en hier gaan dit op, dwars, af en weer dwars.
- **bladsy 9:** Kyk wat doen Donsie! Ek dink hy geniet dit.
- **bladsy 10:** (Wys na die vraagteken bo Donsie se kop.) Ek dink Donsie is 'n bietjie verward.
- **bladsy 12:** (Trek die vorm van die hart met jou vinger na.)
- **bladsye 14 en 15:** Donsie is lief vir Lappies nes ek lief is vir jou!

Hier volg 'n paar idees om *Donsie en Lappies maak patrone* met ouer kinders te gebruik.

- Laat hulle die storie eers in hulle moedertaal lees en dan in die ander taal van die bylae.
- Kan hulle aan ander patrone dink wat Lappies dalk met sy lyf kan maak? Moedig die kinders aan om prente van hierdie patrone te teken en om Donsie in te voeg. Hulle kan dan oor hulle prente skryf.




## Can you help Tuft?

Tuft is trying to work out how to help the fish, the bird and the car to get home! Can you show him which way they should go?

## Kan jy vir Donsie help?

Donsie probeer uitwerk hoe om die vis, die voël en die kar te help om by die huis te kom! Kan jy hom wys watter pad hulle moet volg?



## Reminder!

Join us in celebrating **World Read Aloud Day on 5 March 2014!** See the previous edition of your **Nalibali** supplement (edition 58) or go to [www.nalibali.org](http://www.nalibali.org) or [www.nalibali.mobi](http://www.nalibali.mobi) for more details.

## Onthou!

Sluit op **5 Maart 2014** by ons aan om **Wêrelddag vir Hardop Lees saam met ons te vier!** Kyk in die vorige uitgawe van **jou Nalibali-bylae (Bylae 58)** of gaan na [www.nalibali.org](http://www.nalibali.org) of [www.nalibali.mobi](http://www.nalibali.mobi) vir meer besonderhede.

## Story corner

Here is the first part of a story for you to read aloud or tell. It is about a very shy horse called Kamuzu.

### Kamuzu's voice (Part 1)

by Avril Wiid

Kamuzu, the horse, lived on a farm at the foot of the green hills of Mpumalanga. All the farm animals were friends. They had lots to say to each other. Kamuzu wanted to talk to them, but he was too shy.

Early one morning, Kamuzu wanted to greet Baas, the donkey. He opened his mouth ... but nothing happened. His voice was missing.

"What did you say?" asked Baas. The only reason he asked was because although Kamuzu opened his mouth, only a soft whisper came out.

"My voice," whispered Kamuzu. "I've lost it."

"Lost your voice?" asked Baas. "Don't worry. I'll look for it on the other side of the river."

So Baas clip-clopped over the river to the other side. But, as soon as he got there, he forgot to look for Kamuzu's voice and started chomping on the sweet grass.

Back on the other side of the river, Kamuzu decided to go down to the pond. "I'll open my mouth, lift up my tongue and ask the fish if they can see my voice under it," he said.

Kamuzu stopped at the pond and opened his mouth. The fish looked up at him.

"No, Kamuzu, there is nothing under your tongue. But, don't worry, we will look under the lily pads for your voice."

But as soon as the fish were under the lily pads, they found such scrumptious food to eat that they forgot all about Kamuzu's lost voice.

Kamuzu sighed sadly and walked on. Then he came across Snorkel, the pig, and Dozie, the black and white cow.

"What are you looking for?" asked Snorkel and Dozie.

"My voice. I've lost it," whispered Kamuzu.

"How did you manage that?" they asked. "Never mind, we'll look for it in the grass on the other side of the river."

Poor Kamuzu – the moment Snorkel and Dozie reached the sweet grass on the other side of the river, they stopped and crunched and munched and forgot all about helping him find his voice.

The rabbits were not any help either. They promised to look, but when they crossed the river all they could think of was the taste of the sweet grass.

**Do you think Kamuzu will find his voice again?  
Find out next week!**

## Storiehoekie

Hier volg die eerste deel van 'n storie wat jy hardop kan lees of vertel. Dit gaan oor 'n baie skaam perd met die naam Kamuzu.

### Kamuzu se stem (Deel 1)

deur Avril Wiid

Kamuzu, die perd, woon op 'n plaas aan die voet van die groen heuwels van Mpumalanga. Al die plaasdiere is vriende. Hulle het baie om oor te gesels. Kamuzu wil met hulle gesels, maar hy is te skaam.

Vroeg een oggend wil Kamuzu vir Baas, die donkie, groet. Hy maak sy mond oop ... maar niks gebeur nie. Sy stem is skoonveld.

"Wat sê jy?" vra Baas. Die enigste rede waarom hy vra, is omdat Kamuzu sy mond oopmaak, maar Baas net 'n sagte gefluister hoor.

"My stem," fluister Kamuzu. "Ek het dit verloor."

"Jou stem verloor?" vra Baas. "Moenie bekommerd wees nie. Ek sal aan die oorkant van die rivier na jou stem gaan soek."

Baas klippe-klop toe deur die rivier tot aan die ander kant. Maar toe hy daar aankom, vergeet hy heeltemal om na Kamuzu se stem te soek en begin aan die soet gras kou.

Aan die ander kant van die rivier besluit Kamuzu om na die dammetjie toe te stap. "Ek sal my mond oopmaak, my tong oplig en vir die visse vra of hulle my stem onder my tong kan sien," sê hy.

Kamuzu gaan staan by die dammetjie en maak sy mond oop. Die visse kyk op na hom.

"Nee, Kamuzu, daar is niks onder jou tong nie. Maar moenie bekommerd wees nie, ons sal onder die waterlelies na jou stem gaan soek."

Maar die oomblik toe die visse onder die waterlelies verdwyn, vind hulle sulke heerlike kos om aan te knibbel dat hulle heeltemal van Kamuzu se verlore stem vergeet.

Kamuzu sug hartseer en stap verder. Toe kom hy by Snorkel, die vark, en Dozie, die swart-en-wit koei.

"Waarna soek jy?" vra Snorkel en Dozie.

"My stem. Ek het dit verloor," fluister Kamuzu.

"Hoe het jy dit reggekry?" vra hulle. "Toemaar, ons sal jou stem in die gras aan die oorkant van die rivier gaan soek."

Arme Kamuzu – die oomblik toe Snorkel en Dozie aan die oorkant van die rivier kom, gaan staan en knars en kou hulle aan die heerlike soet gras. Hulle vergeet heeltemal om Kamuzu te help om sy verlore stem te vind.

Die konyne help ook nie eintlik nie. Hulle belowe om te soek, maar toe hulle aan die oorkant van die rivier kom, kan hulle net aan die soet gras dink.

**Dink jy Kamuzu sal sy stem opspoor?  
Vind volgende week uit!**



Illustration by Jiggs Snaddon-Wood  
Illustrasie deur Jiggs Snaddon-Wood

### In your next Nal'ibali supplement:

- Getting the most from your library
- Story Star: a star librarian
- A cut-out-and-keep book, *Theo the library cat*
- The final part of the story, *Kamuzu's voice*

Add to your Nal'ibali enjoyment by downloading the Nal'ibali radio jingle as a ringtone for your phone from our mobisite, [www.nalibali.mobi](http://www.nalibali.mobi). You can also download Nal'ibali backgrounds for your phone from our mobisite. Remember, it starts with a story!



Find us on Facebook:  
[www.facebook.com/nalibaliSA](http://www.facebook.com/nalibaliSA)  
Vind ons op Facebook:  
[www.facebook.com/nalibaliSA](http://www.facebook.com/nalibaliSA)

### In jou volgende Nal'ibali-bylae:

- Kry die meeste uit jou biblioteek
- Storiesterre: 'n sterbibliotekaris
- 'n Knip-uit-en-bêreboekie, *Theo die biblioteekkat*
- Die laaste deel van die storie, *Kamuzu se stem*

Maak Nal'ibali meer pret deur die Nal'ibali-radioklingel as 'n luitoon vir jou foon van ons selfoonwerf, [www.nalibali.mobi](http://www.nalibali.mobi) af te laai. Jy kan ook Nal'ibali-agtergronde vir jou foon van ons selfoonwerf aflaai. Onthou, dit begin met 'n storie!

