



Is it a good book?

You can't discover the joy of reading without having good books to read! And, the more books that children have around them, the more likely they are to pick one to try.

But how do you know which books are "good"? Well, a good book is simply one that your child enjoys! Here are some tips to help you choose books that your child is most likely to enjoy. (Remember that the age ranges given are only a guide.)

- **Babies and toddlers** often like books with bold, colourful pictures and a few words in them. They also like simple stories with pictures and short sentences, and books with rhymes. Books made of cloth or board are often the most practical because babies do like to chew, pat, hit and drop books!
- **Children aged 2 to 5 years** mostly enjoy picture books – stories that have pictures and accompanying text that can be read in one sitting. Stories can be about everyday life or about the imaginary worlds of fairies, dragons and animals that talk and act like people. Children in this age group also often enjoy some simple information books with lots of photographs.
- Most children learn to read between the **ages of 6 to 11 years**. Many still enjoy picture books and

especially enjoy trying to read books that were read to them when they were younger! As they begin to read chapter books, children often find particular authors whose books they enjoy. Recipe books and other "how to" books, as well as joke books and fact books, are popular with this age group.

- Regular readers **aged twelve and older** usually choose books for themselves. Suggest new authors to children of this age or suggest authors who write books on similar topics or in a similar style to the ones they have already read and enjoyed. Many teenagers enjoy books that focus on the challenges of growing up, while others prefer to escape into the world of fantasy!

Remember too that choosing books is a skill that will be useful to your children throughout their lives. Show them how to do this and encourage them to try books that interest them.

For ideas on which books your child might enjoy, visit "Book Box" on www.nalibali.org or www.nalibali.mobi.



Is dit 'n goeie boek?

Jy kan nie die plesier van lees ontdek sonder goeie boeke nie! En, hoe meer boeke kinders om hulle het, hoe groter is die kans dat hulle een sal kies om te probeer lees.

Maar hoe weet jy watter boeke is "goeie boeke"? Wel, 'n goeie boek is bloot 'n boek wat jou kind geniet! Hier volg 'n paar wenke om jou te help om boeke te kies wat jou kind waarskynlik sal geniet. (Onthou, die ouderdomsgroepe wat gegee word, is slegs 'n riglyn.)

- **Babas en kleuters** hou dikwels van boeke met helder, kleurvolle prente en min woorde. Hulle hou ook van eenvoudige stories met prente en kort sinne, en boeke met rymies. Lap- of kartonboeke is dikwels die mees praktiese boeke, want babas hou daarvan om boeke te kous, te klap, te slaan en te laat val!

- **Kinders van 2 tot 5 jaar** hou meestal van prentebouke – stories wat prente bevat en meegaande teks wat in een sessie gelees kan word. Stories kan oor die alledaagse lewe gaan, of oor die verbeeldingswêreld van feëttjies, drake en diere wat soos mense praat en optree. Kinders in hierdie ouderdomsgroep geniet ook dikwels eenvoudige inligtingsboeke met baie foto's.
- Die meeste kinders leer lees tussen die **ouderdom van 6 en 11 jaar**. Baie van hulle hou steeds van prentebouke en geniet dit veral om boeke te lees wat vir hulle voorgelees is toe hulle jonger was! Wanneer hulle begin om boeke met hoofstukke te lees, vind kinders dikwels spesifieke skrywers van wie se boeke hulle hou. Reseptebouke en "hoe om te"-bouke, asook grappiebouke en feitebouke is gewild by hierdie ouderdomsgroep.

- Gereelde lesers van **twalf jaar en ouer** kies gewoonlik self bouke. Stel nuwe skrywers voor vir kinders in hierdie ouderdomsgroep, of stel skrywers voor wat bouke oor soortgelyke onderwerpe skryf of wat 'n soortgelyke styl het as bouke wat hulle reeds gelees en geniet het. Baie tieners geniet bouke wat op die uitdagings van grootword fokus, terwyl ander verkies om na 'n fantasiewêreld te ontsnap!

Onthou, om bouke te kies is 'n vaardigheid wat regdeur hul lewens vir jou kinders nuttig sal wees. Wys vir hulle hoe om dit te doen en moedig hulle aan om bouke te probeer waarin hulle belangstel.

Vir idees oor watter bouke jou kind dalk sal geniet, besoek "Book Box" by www.nalibali.org of www.nalibali.mobi.



Drive your imagination

Read to me. Again! Again!
Lees vir my.
Weer en weer en nóg 'n keer.





Drive your imagination

Story stars The art of giving



Every year, the Kidz2Kidz Trust runs various projects aimed at teaching children the "art of giving" to create an awareness of others less fortunate than themselves. Last year, they distributed a massive 100 000 gifts through their Santa Shoebox project, in which people donate shoeboxes filled with small gifts at Christmas. We spoke to the founder of the organisation, Dee Bohner, to find out more about their projects.

What projects do you run that involve literacy?

We have the Kidz2Kidz projects, which include Teachers2Teachers. Within this project, we have Literacy2Kidz, Numbers2Kidz, Sports2Kidz and Art2Kidz. The literacy project includes setting up book corners in classrooms to encourage reading from a young age. In the Teachers2Teachers project, teachers share knowledge with one another to ensure that the children in their care receive the teaching and resources they need to develop their literacy skills, which we believe is a real life skill! Even our Santa Shoebox project includes a storybook, which is read to the children receiving their gift boxes. The book shares the story of giving.



Kidz2Kidz

October is International School Library Month. How are you using "book corners" to encourage reading?

Setting up book corners is part of our Teachers2Teachers project. Children are encouraged to spend time in the book corners to get to know the books. We also train teachers how to use these corners to encourage children to read. The teachers have a time in the day when they call, "DEAR – Drop Everything And Read", which is both playful and inspiring. The children stop doing what they are doing, fetch a book, and read. They love it! We encourage volunteers to spend time reading to the children and we also look for donations of books to help stock these corners. (Turn to page 7 of this supplement to see how you can help.)

What is your latest project?

"Lovy loves you" is a fun yet sensitive coaching project created by Annett Brumester, one of our volunteers from Germany. The project forms part of a workshop run with children to teach them self-love, self-esteem and self-worth from an early age. The project uses our fun little character LOVY. We also use a storybook which was developed especially for this project and is available in English, Afrikaans, isiXhosa, Sesotho and isiZulu. First the story is shared during workshops and then the children are encouraged to read it in their home language.

Storiesterre Die kuns van gee

Die Kidz2Kidz Trust bestuur elke jaar verskeie projekte wat daarop gemik is om kinders die "kuns van gee" te leer, om sodoende 'n bewustheid te skep van ander wat minder bevoorreg as hulle is. Verlede jaar het hulle 'n reuse 100 000 Santa Shoeboxes deur hul Santa Shoebox-projek versprei, waar mense skoenbokse vol klein geskenkies as Kersgeskenke vir kinders skenk. Ons het met die stigter van die organisasie, Dee Bohner, gesels om meer oor hulle projekte uit te vind.

Watter projekte wat geletterdheid behels, bestuur julle?

Ons het die Kidz2Kidz-projekte, wat Teachers2Teachers insluit. Binne hierdie projek het ons Literacy2Kidz, Numbers2Kidz, Sports2Kidz en Art2Kidz. As deel van die geletterdheidsprojek rig ons boekhoekies in klaskamers in om lees van 'n jong ouderdom af aan te moedig. In die Teachers2Teachers-projek deel onderwysers hul kennis met mekaar om te verseker dat die kinders in hulle sorg die onderrig en hulpbronne ontvang wat hulle nodig het om hulle geletterdheidsvaardighede te ontwikkel. Dit is tog 'n ware lewensvaardigheid! Selfs ons Santa Shoebox-projek sluit 'n storieboek in, wat vir die kinders wat hul geskenkbokse ontvang, gelees word. Die storie handel oor die kuns van gee.

Oktober is Internasionale Skoolbiblioteekmaand. Hoe gebruik julle die boekhoekies om lees aan te moedig?

Om boekhoekies in te rig is deel van ons Teachers2Teachers-projek. Kinders word aangemoedig om tyd in die boekhoekies deur te bring om die boeke te leer ken. Ons lei ook onderwysers op om hierdie hoekies te gebruik om kinders aan te moedig om te lees. Die onderwysers het 'n tyd van die dag wat hulle "DEAR – Drop Everything And Read", noem, en wat speels en inspirerend is. Die kinders staak dit waarmee hulle besig is, gaan haal 'n boek en lees. Hulle is gek daaroor! Ons moedig vrywilligers aan om tyd deur te bring om vir die kinders te lees en ons soek ook na donasies van boeke vir die boekhoekies. (Blaai na bladsy 7 van hierdie bylae om te sien hoe jy kan help.)

Wat is julle nuutste projek?

"Lovy loves you" is 'n prettige, dog sensitiewe projek wat deur Annett Brumester, een van ons vrywilligers uit Duitsland, geskep is. Die projek vorm deel van 'n werkwinkel met kinders om vir hulle van 'n jong ouderdom af selfliefde, selfagting en selfwaarde te leer. Die projek gebruik ons prettige klein karaktertjie, LOVY. Ons gebruik ook 'n storieboek wat spesifiek vir hierdie projek ontwikkel is en in Engels, Afrikaans, isiXhosa, Sesotho en isiZulu beskikbaar is. Eers word die storie tydens werkwinkels gedeel, en dan word die kinders aangemoedig om dit in hulle huistaal te lees.

Across the country, individuals and organisations are finding ways to make reading and writing part of children's daily lives. To say thank you, our featured **Story Stars** will receive meal vouchers* courtesy of **Wimpy** to enjoy with the children in whose lives they are making a difference.

* For terms and conditions that apply, go to www.nalibali.org/story-stars.



Oor die hele land heen vind individue en organisasies maniere om lees en skryf deel te maak van kinders se daaglikse lewens. Om dankie te sê sal ons **Storiesterre** wat in die bylae verskyn maaltydbewyse* met vergunning van **Wimpy** ontvang sodat hulle dit kan geniet saam met die kinders in wie se lewens hulle 'n verskil maak.

* Vir die bepalings en voorwaardes wat geld, gaan na www.nalibali.org/story-stars.

Nal'ibali on radio!

Enjoy listening to stories in Afrikaans and in English on Nal'ibali's radio show:

X-K FM on Monday to Wednesday from 9.00 a.m. to 9.15 a.m.

SAfm on Monday, Wednesday and Friday from 1.50 p.m. to 2.00 p.m.



Nal'ibali op die radio!

Geniet dit om in Afrikaans en Engels op Nal'ibali se radioprogram na stories te luister:

X-K FM van Maandag tot Woensdag vanaf 9.00 vm. tot 9.15 vm.


SAfm op Maandag, Woensdag en Vrydag vanaf 1.50 nm. tot 2.00 nm.

Create your own cut-out-and-keep book

1. Take out pages 3 to 6 of this supplement.
2. Fold it in half along the black dotted line.
3. Fold it in half again.
4. Cut along the red dotted lines.

Maak jou eie knip-uit-en-bêreboekie

1. Haal bladsye 3 tot 6 van hierdie bylae uit.
2. Vou dit op die swart stippellyn.
3. Vou dit weer in die helfte.
4. Sny dit uit op die rooi stippellyne.





Turtle tried on the big round shell with the beautiful pattern.

Seeskilpad pas die groot, ronde skulp met die pragtige patroon aan.

Fold



"You are right," said Crab. He found a big round shell.

"What about this one?"

"Jy's reg," se Krap. Hy vind 'n groot, ronde skulp. "Wat van hierdie een?"

Just right! is from the Rainbow Reading series by Cambridge University Press. Rainbow Reading is a graded series for primary schools. It provides a wealth of original stories and factual texts, which will help learners to develop the reading skills and vocabulary they need to meet the requirements of the curriculum – in all learning areas. Rainbow Reading consists of 350 titles which are grouped by level and theme. For further information, visit www.cup.co.za



Cambridge University Press
P O Box 50017, V&A Waterfront, 8002
Tel 021-4127800 | Fax 021 4198418
Email info@cup.co.za

 **CAMBRIDGE**
UNIVERSITY PRESS
www.cup.co.za

Nal'ibali is a national reading-for-enjoyment campaign to spark children's potential through storytelling and reading. For more information, visit www.nalibali.org or www.nalibali.mobi



Nal'ibali is 'n nasionale lees-vir-genot veldtog wat kinders se potensiaal help ontwikkel deur middel van lees en die vertel van stories. Vir meer inligting, besoek www.nalibali.org, of www.nalibali.mobi

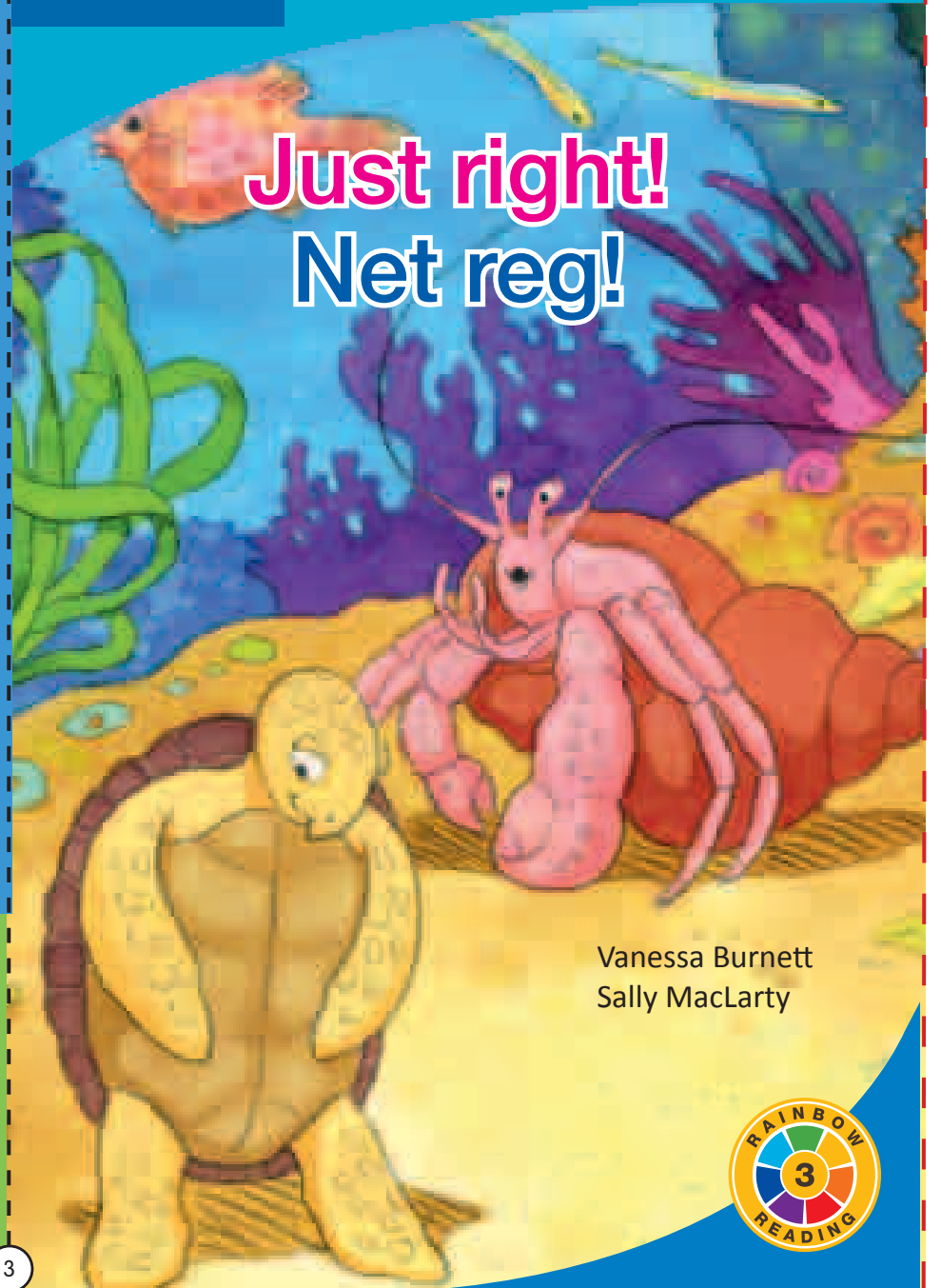


Drive your imagination

Fold

CAMBRIDGE

Just right! Net reg!



Vanessa Burnett
Sally MacLarty





They found empty shells lying on the seabed. Crab said, "This one is beautiful. Try it on, Turtle;" Turtle put the shell on. "This one looks good!" he said. "But it is too small!" Hulle vind lee skulpe op die seabodem. Krap se: "Hierdie een is pragtig. Pas dit aan, Seeskilpad;" Seeskilpad pas die skulp aan. "Hierdie een lyk mooi!" se hy. "Maar dit is te klein."

Turtle was unhappy. He went to visit Crab.
Seeskilpad is ongelukkig. Hy gaan kuier by Krap.

"This one looks good," he said. "But it is too big."
"Hierdie een lyk mooi," se hy. "Maar dit is te groot."



Fold ↩



Crab smiled, "I think the best shell was your own one all along!"
Turtle laughed, "It's true. My shell isn't so bad after all!"
Krap glimlag. "'n Seeskilpad dra 'n dop, nie 'n skulp nie!"
Seeskilpad lag. "Dis waar. My dop is net reg vir my."

Fold ↩ 4



Crab and Turtle looked at the other shells. There were many beautiful shapes and sizes.
 "Try this one," said Crab.
 Krap en Seeskilpad kyk na die ander skulpe. Daar is baie mooi vorms en groottes.
 "Pas hierdie een aan," sê Krap.

Turtle put on the shell. "This one is just right!" he said.
 Seeskilpad pas dit aan. "Hierdie een is net reg," sê hy.



So Turtle and Crab went off to look for new shells.
 Seeskilpad en Krap gaan soek toe vir mooi skulpe.



"Hello, Crab. What are you doing?" Turtle asked.
 "I am looking for a new shell," Crab said. "My old shell is too small."
 "Hallo, Krap. Wat doen jy?" vra Seeskilpad.
 "Ek is op soek na 'n nuwe skulp," sê Krap. "My ou skulp is te klein."



“Te klein?” vra Seeskilpad. “Hoe so?”
 “Soos ek groei, word ek te groot vir my skulp, en dan moet ek ’n nuwe een vind.”
 “Ek wens ek het ook eerder ’n skulp gehad,” sê Seeskilpad. “Ek is moeg vir my dop.”



Fold



“Oww!” said Turtle. “This one looks good, but it hurts!”
 “Eina,” sê Seeskilpad. “Hierdie een lyk mooi, maar dit maak my seer.”



“Too small?” Turtle asked, “Why?”
 “As I grow, I get too big for my shell, so I have to find a new one.”
 “I wish I could get a new shell,” Turtle said. “I’m tired of my old one.”



Turtle was very sad. “I’m never going to find a shell that fits,” he said.
 “I have an idea,” said Crab. “Try this one on.”
 Seeskilpad is baie hartseer. “Ek gaan nooit ’n skulp kry wat pas nie,” sê hy.
 “Ek weet!” sê Krap. “Pas hierdie een aan.”

Fold 6



Get story active!

Before

Before you read the story *Just right!* with your children:

- read the title to them and talk about the picture on the front cover together. Can they guess what the story is about by using these details?
- read the author and illustrator's name.

During

- As you read, help develop children's prediction skills by asking, "What do you think will happen next?" after you have read pages 6 and 10.
- Draw your children's attention to the shell Crab has found in the picture on page 13. Can they tell who it belongs to?
- Look at some of the pictures more closely. Draw your children's attention to the details of the shells and talk about these together.

After

- Ask your children what lesson they think Turtle learnt in this story.
- Tell your children about a time when you compared yourself to others and felt dissatisfied with something about yourself only to find out later that it was something quite useful.
- Encourage younger children to draw a picture that shows something that they like about themselves. Ask them to tell you about their picture and then write the words that they tell you.
- Encourage older children to write a shape poem about themselves which highlights what they like about themselves. Let them write their poem in the shape of one of the shells in the story.

Raak doenig met stories!



Voor

Voor jy die storie, *Net reg!*, saam met jou kinders lees:

- lees die titel vir hulle en gesels saam oor die prent op die voorblad. Kan hulle raai waarom die storie gaan deur hierdie besonderhede te gebruik?
- lees die skrywer en illustreerder se name.

Tydens

- Help om jou kinders se voorspellingsvaardighede te ontwikkel terwyl jy lees, deur te vra: "Wat dink julle gaan volgende gebeur?" nadat jy bladsye 6 en 10 gelees het.
- Vestig jou kinders se aandag op die dop wat Krap in die prent op bladsy 13 gevind het. Kan hulle sê aan wie dit behoort?
- Kyk van naderby na sommige van die prente. Vestig jou kinders se aandag op die besonderhede van die skulpe en praat saam hieroor.

Na

- Vra jou kinders watter les hulle dink Seeskilpad in hierdie storie geleer het.
- Vertel vir jou kinders van 'n keer toe jy jouself met ander vergelyk het, en ontevrede gevoel het oor iets aan jouself, net om later uit te vind dat dit iets taamlik nuttig is.
- Moedig jonger kinders aan om 'n prent te teken van iets omtrent hulleself waarvan hulle hou. Vra hulle om vir jou van hulle prent te vertel en skryf dan die woorde wat hulle vir jou sê, neer.
- Moedig ouer kinders aan om 'n vormgedig oor hulself te skryf wat dit waarvan hulle in hulself hou, beklemtoon. Laat hulle hul gedig in die vorm van een van die skulpe in die storie skryf.

October is International School Library Month and here are two ways you can help to grow the number of books children have access to.

The Kidz2Kidz Trust encourages children to read from an early age and is always looking for donations of age-appropriate books (1–9 years) that can be enjoyed in their classroom "book corners". To donate, email info@kidz2kidz.co.za.

You can also visit <http://nalibali.org/support-us/reading-clubs/> to find a reading club in your province looking for books and other resources to grow their clubs.



Oktober is Internasionale Skoolbiblioteekmaand en hier is twee maniere waarop jy kan help om meer boeke aan kinders beskikbaar te stel.

Die Kidz2Kidz Trust moedig kinders aan om van 'n jong ouderdom af te lees en is altyd op soek na donasies van ouderdomsgeskikte boeke (1–9 jaar) wat in hulle boekhoekies in klaskamers geniet kan word. Om te skenk, stuur 'n e-pos aan info@kidz2kidz.co.za.

Jy kan ook <http://nalibali.org/support-us/reading-clubs/> besoek om 'n leesklub in jou provinsie te vind wat op soek is na boeke en ander hulpbronne om hulle klubs te laat groei.

Collect the Nal'ibali characters

Cut out and keep all your favourite Nal'ibali characters and then use them to create your own pictures, posters, stories or anything else you can think of!

About Bella

Age: 5

Friend: Neo

Pet: Noodle

Lives with: her mom and Noodle

Favourite colour: green

Favourite outing place: beach

Likes stories about: queens, princesses, witches and animals

Here's an idea...

Cut out and colour in the picture of Bella and then paste it on a large sheet of paper. Then do one or more of the following things.

- Make up a name for the book Bella is reading.
- Draw a speech bubble and write in it what Bella is saying as she reads aloud from her book.

Or, keep the picture in a safe place and when you have collected all the Nal'ibali characters, use them to create your own Nal'ibali poster!

Hier's 'n idee...

Knip die prent van Bella uit, kleur dit in en plak dit dan op 'n groot vel papier. Doen dan een of meer van die volgende dinge.

- Dink aan 'n naam vir die boek wat Bella lê en lees.
- Teken 'n praatborrel en skryf daarin wat Bella sê terwyl sy hardop uit haar boek voorlees.

Of, bêre die prent op 'n veilige plek, en wanneer jy al die Nal'ibali-karakters versamel het, kan jy hulle gebruik om jou eie Nal'ibali-plakkaat te maak!

Versamel die Nal'ibali-karakters

Sny al jou gunsteling- Nal'ibali-karakters uit en gebruik hulle om jou eie prente, plakkate, stories of enigets anders waaraan jy kan dink, te maak!

Oor Bella

Ouderdom: 5

Vriend: Neo

Troeteldier: Noodle

Woon saam met: haar ma en Noodle

Gunstelingkleur: groen

Gunstelingplek vir 'n uitstappie: strand

Hou van stories oor: koninginne, prinsesse, hekse en diere



Story corner

Here is the final part of the story about Vusi, his younger sister, Sinazo, and their pets for you to read aloud or tell.

Vusi and Sinazo (Part 2)

by Helen Brain

At that exact moment Fluffy leaped off the wardrobe and landed on Granny's head. And at that exact moment Domino tried to jump onto the wardrobe, but instead landed on Granny, knocking her over.

Granny was very cross. "You children won't be getting any chocolate after church today. Now put the animals in the yard and let's go to church," she said.

The children shut the animals in the yard and off they went to church. Domino went to sleep in the sun, but Fluffy climbed onto the roof of the house so that she could see far and wide. Suddenly she heard a soft, squeaky noise. Someone was trying to open the gate into Granny's vegetable garden! Fluffy looked over the edge of the roof and saw a bad man stealing Granny's mealies!

"Hooooowwwatcha!" Fluffy screeched, jumping right onto the man's head.

"Get off!" screamed the thief.

The noise woke up Domino. He came bounding around the corner. "Woof! Woof! Get out!" he barked.

"Get away from me!" yelled the thief. He jumped over the fence, but Domino was waiting for him. Domino grabbed the thief's trousers. He pulled and pulled, and growled and growled, and shook and shook. The thief was terrified.

"Let go!" he screamed, but then, RRRRRRIIPPP! The thief's trousers tore right off. He ran away – up the hill, past the church and all the way home.

Just then Vusi, Sinazo and Granny came out of church. They laughed when they saw a man running by with no trousers on. Then they saw Domino running after him with the man's trousers in his teeth.

"You are both very good animals," said Granny when they got home. "You have saved my vegetables from that thief."

"Does that mean we get chocolate after all?" asked Vusi.

"Yes," said Granny. She bought them each a bar of peppermint chocolate. Then she bought a juicy bone for Domino and a tin of tasty fish for Fluffy.

The thief was so shy because everyone had seen him without his trousers on that he ran away to another town, and was never seen again.

Tell us if you liked the story, *Vusi and Sinazo* – SMS "Bookmark" with your name and your comments to 32545. R1,00 per SMS.

Storiehoekie

Hier is die laaste deel van die storie oor Vusi, sy jonger sussie, Sinazo, en hulle troeteldiere, wat jy hardop kan lees of kan vertel.

Vusi en Sinazo (Deel 2)

deur Helen Brain

Op daardie presiese oomblik spring Fluffy van die kas af en land bo-op Ouma se kop. En op daardie presiese oomblik probeer Domino op die kas spring, maar hy beland op Ouma en stamp haar om.

Ouma is baie kwaad. "Julle kry nie vandag na kerk 'n sjokolade nie. Gaan maak nou die diere in die agterplaas toe sodat ons kan kerk toe gaan," sê sy.

Die kinders maak die diere in die agterplaas toe en hulle gaan kerk toe. Domino gaan lê en slaap in die son, maar Fluffy klim op die huis se dak sodat sy ver en wyd kan sien. Skielik hoor sy 'n sagte piepgeluid. Iemand is besig om die hek na Ouma se groentetuin oop te maak! Fluffy loer oor die rand van die dak en sien 'n nare man wat Ouma se mielies steel.

"Hooooowwwaa!" skreeu Fluffy, en spring op die man se kop.

"Klim af!" skreeu die dief.

Die lawaai maak Domino wakker. Hy kom om die hoek van die huis gehardloop. "Woef! Woef! Woef! Gaan weg!" blaf hy.

"Bly weg van my af!" gil die dief. Hy spring oor die heining, maar Domino wag hom in. Domino gryp die dief aan sy broek. Hy trek en trek, en grom en grom, en skud en skud. Die dief is vreesbevange.

"Los my!" gil hy, maar toe, SSSKKKEURRRR! Die dief se broek skeur heeltemal af. Hy hardloop weg – met die bult op, verby die kerk, en helpad huis toe.

Net toe kom Vusi, Sinazo en Ouma uit die kerk uit. Hulle lag toe hulle 'n man sonder 'n broek by hulle sien verbyhardloop. Toe sien hulle Domino wat agter hom aanhardloop met die man se broek in sy bek.

"Julle is albei baie goeie diere," sê Ouma toe hulle by die huis kom. "Julle het my groente teen daardie dief beskerm."

"Beteken dit ons gaan tog sjokolade kry?" vra Vusi.

"Ja," sê Ouma. Sy neem hulle winkel toe en koop vir elkeen 'n groot pepermentsjokolade. Toe koop sy vir Domino 'n lekker vleisbeen en 'n blikkie vis vir Fluffy.

Die dief was so skaam omdat almal hom sonder sy broek gesien het, dat hy weggehardloop het na 'n ander dorp toe, en hy is nooit weer gesien nie.

Vertel vir ons of jy van die storie, *Vusi en Sinazo*, gehou het – SMS "Bookmark" met jou naam en kommentaar na 32545. R1,00 per SMS.




Illustration by Jiggs Snaddon-Wood
Illustrasie deur Jiggs Snaddon-Wood

In your next Nal'ibali supplement:

- A story for the teacher in all of us
- Story Stars: Making reading fun
- Reading club corner: Days to celebrate in November
- A cut-out-and-keep book, *Where is Patch?*

Need copies of this supplement in other languages or back copies of older supplements? Download them for free at: <http://nalibali.org/supplements/>.

Find us on Facebook:
www.facebook.com/nalibaliSA
Vind ons op Facebook:
www.facebook.com/nalibaliSA



In jou volgende Nal'ibali-bylae:

- 'n Storie vir die onderwyser in almal van ons
- Storiesterre: Maak lees pret
- Leesklubhoekie: Dae om in November te vier
- 'n Knip-uit-en-bêreboekie, *Waar is Lappies?*

Het jy eksemplare van hierdie bylae in ander tale nodig of eksemplare van ouer bylaes? Laai dit gratis af by: <http://nalibali.org/supplements/>.

