

Just good parenting!

Sharing books with your children gives you the opportunity to build a strong and loving bond with them while also helping to develop the literacy skills that are so important for their success at school.

Reading helps to open your children's eyes, hearts and minds to other people and to different situations. And, when you read to them, you help to establish reading as something they will continue to do for pleasure throughout their lives. So really, reading to your children is just good parenting!

Here are some tips for sharing books with your children, no matter what their age.

- Invite your children to read with you for at least 15 minutes every day.
- Find somewhere quiet and comfortable to read. Beds and couches make good indoor reading places. Turn off the radio, TV and computer.
- Ask your child to choose a book for you to read together. This shows that you care about what they think and they are more likely to engage with a book that they have chosen themselves!
- Sit close together and encourage your child to hold the book themselves or to help you do this.

Younger children enjoy turning the pages. Invite older readers to read the words of one of the characters or a paragraph or two of the story.

- Try different things to make stories come alive! Use different voices for different characters. Read softly in quiet, gentle parts of a story. Read quickly if a character is in a hurry, or is being chased. Read in a big, booming voice for loud noises in the story.

- Talk about the story together. Encourage your children to share their opinions of the ways in which the characters in the story behave and the choices they make. Develop your children's prediction skills by asking, "What do you think is going to happen next?" at different points in the story.
- If the book has illustrations, enjoy looking closely at them together. Comment on things you notice and like in the illustrations and encourage your children to do the same.
- But, most of all, simply enjoy sharing different books together. Relax and do whatever it takes to make these times fun for all of you.



For more ideas about how to get and keep children reading, visit "Tips and Topics" on www.nalibali.org or www.nalibali.mobi.

Net goeie ouerskap!

Om boeke met jou kinders te deel gee jou die geleentheid om 'n sterk en liefdevolle band met hulle te vorm, terwyl dit ook help om die geletterdheidsvaardighede te ontwikkel wat so belangrik is om sukses in die skool te behaal.

Lees help om jou kinders se oë, harte en verstand oop te maak vir ander mense en vir verskillende situasies. En wanneer jy vir hulle lees, help dit jou om lees te vestig as iets wat hulle vir die res van hulle lewens vir die genot daarvan sal aanhou doen. Om vir jou kinders te lees is in werklikheid net goeie ouerskap!

Hier volg 'n paar wenke om boeke met jou kinders te deel, ongeag hulle ouderdom.

- Nooi jou kinders om ten minste 15 minute elke dag saam met jou te lees.
- Vind 'n plek waar dit stil en gemaklik is om te lees. Beddens en rusbanke is goeie plekke om binnenshuis te lees. Skakel die radio, TV en rekenaar af.

- Vra jou kind om 'n boek te kies wat julle saam kan lees. Dit wys dat jy omgee wat hulle dink en hulle is meer geneig om betrokke te raak by 'n boek wat hulle self gekies het!
- Sit naby mekaar en moedig jou kind aan om die boek self vas te hou of om jou daarmee te help. Jonger kinders hou daarvan om die bladsye om te blaai. Nooi ouer lesers om die woorde van een van die karakters, of 'n paragraaf of twee van die storie te lees.
- Probeer verskillende dinge om die stories lewendig te maak! Gebruik verskillende stemme vir verskillende karakters. Lees saggies wanneer daar rustige dele in 'n storie is. Lees vinnig wanneer 'n karakter haastig is, of gejaag word. Lees met 'n harde, diep stem wanneer daar harde geluide in die storie is.
- Praat saam oor die storie. Moedig jou kinders aan om hulle opinies te deel oor die manier waarop die karakters in die storie optree en die keuses wat hulle maak. Ontwikkel jou kinders se

voorspellingsvaardighede deur op verskillende plekke in die storie te vra: "Wat dink julle gaan volgende gebeur?"

- As die boek illustrasies bevat, geniet dit om saam noukeurig daarna te kyk. Lewer kommentaar oor dinge wat jy oplet en waarvan jy in die illustrasies hou, en moedig jou kinders aan om dieselfde te doen.
- Maar die belangrikste is dat julle dit bloot geniet om verskillende boeke saam te deel. Ontspan en doen wat dit ook al verg om hierdie tye genotvol te maak vir almal van julle.

Vir meer idees oor hoe om kinders aan die lees te kry en te hou, besoek "Tips and Topics" by www.nalibali.org of www.nalibali.mobi.



Drive your imagination

Read to me. Again! Again!
Lees vir my.
Weer en weer en nóg 'n keer.





Drive your imagination



Story stars

Sparking an interest in reading

John Jansen has been a member of the Gonubie Rotary Club for 15 years. He runs the community services section of the club, which focuses on using literacy to develop communities. We spoke to him about the work that this Rotary Club does.

Why is literacy important?

Being able to read broadens your horizons and enables you to study. A story can be the spark that starts that process. If people are able to read, and can understand what they are reading, then they can learn and develop.

How has the Gonubie Rotary Club promoted literacy?

We provided a library for the new high school in Gonubie. We have run literacy classes for adults and given solar reading lamps to children who want to read or study, but have no electricity.

Why is reading for enjoyment important?

When children read for pleasure, they read for self-interest and to satisfy their curiosity. This broadens their minds and their outlook on life. It also builds their self-confidence.

Who read you your first stories?

My mother always read to me. My love of reading was sparked by the books in the *Hardy Boys* series – I owned every one. Today, one of my favourite books to read to children is *Treasure Island* by R.L. Stevenson.

How has Nal'ibali made a difference?

The free Nal'ibali reading-for-enjoyment supplement is a big help because most reading resources cost money. When we first discovered the supplement in the *Daily Dispatch*, we chose just rural schools to distribute the supplements to. This has spread to include schools for children with special needs. Every two weeks two of us will do the rounds – we deliver 400 Nal'ibali supplements to six schools. Up to date, we have handed out about 16 000 copies of the Nal'ibali supplement!

What do children seem to enjoy most about the Nal'ibali supplement?

They love cutting out and making their own books to keep each week.

What advice do you have for adults about reading to children?

If you feel uncomfortable reading to children, then rather tell stories, such as folk tales, or use wordless picture books as a guide to make up stories. This will spark your children's interest in stories and encourage them to learn to read.



Pic: Daily Dispatch

John Jansen

Storiesterre

Prikkel 'n belangstelling in lees

John Jansen is al 15 jaar lank 'n lid van die Gonubie Rotariërs. Hy bestuur die afdeling vir gemeenskapsdienste van die klub, wat daarop fokus om geletterdheid te gebruik om gemeenskappe te ontwikkel. Ons het met hom gesels oor die werk wat sy Rotariërsklub doen.

Waarom is geletterdheid belangrik?

Om te kan lees verbreed 'n mens se horisonne en maak dit vir jou moontlik om te studeer. 'n Storie kan die vonkie wees wat hierdie proses aansteek.

As mense kan lees, en kan verstaan wat hulle lees, kan hulle leer en ontwikkel.

Hoe bevorder die Gonubie Rotariërsklub geletterdheid?

Ons het vir die nuwe hoërskool in Gonubie 'n biblioteek geskenk. Ons bied klasse in geletterdheid vir volwassenes aan en gee sonkrag-leeslampe vir kinders wat wil lees of studeer, maar geen elektrisiteit het nie.

Waarom is lees vir genot belangrik?

Wanneer kinders vir genot lees, lees hulle meestal oor hulle eie belangstellings, en om hulle nuuskierigheid te bevredig. Lees verbreed hulle denke en hulle uitkyk op die lewe. Dit bou ook hulle selfvertroue.

Wie het jou eerste stories vir jou geles?

My ma het altyd vir my geles. My liefde vir lees is geprikkel deur die boeke in die *Hardy Boys*-reeks – ek het elke enkele een besit. Vandag is een van my gunstelingboeke om vir kinders te lees *Treasure Island* deur R.L. Stevenson.

Hoe het Nal'ibali 'n verskil gemaak?

Nal'ibali se gratis lees-vir-genot bylae is 'n groot hulp, want die meeste leeshulpbronne kos geld. Toe ons die bylae die eerste keer in die *Daily Dispatch* ontdek het, het ons slegs landelike skole gekies om die bylaes aan te versprei. Dit het uitgebrei om skole vir kinders met spesiale behoeftes in te sluit. Elke twee weke doen twee van ons die rondtes – ons lewer 400 Nal'ibali-bylaes by ses skole af. Tot op hede het ons waarskynlik al 16 000 eksemplare van die Nal'ibali-bylaes uitgedeel!

Wat geniet kinders die meeste van die Nal'ibali-bylaes?

Hulle hou daarvan om elke week hulle eie boekies te maak en te bêre.

Watter advies het jy vir volwassenes oor lees vir kinders?

As jy ongemaklik voel om vir kinders te lees, vertel dan eerder vir hulle stories, soos volksverhale, of gebruik prentebouke sonder woorde as 'n riglyn om stories te versin. Dit sal jou kinders se belangstelling in stories prikkel en hulle aanmoedig om te leer lees.

Across the country, individuals and organisations are finding ways to make reading and writing part of children's daily lives. To say thank you, our featured **Story Stars** will receive meal vouchers* courtesy of **Wimpy** to enjoy with the children in whose lives they are making a difference.

* For terms and conditions that apply, go to www.nalibali.org/story-stars.



Oor die hele land heen vind individue en organisasies maniere om lees en skryf deel te maak van kinders se daaglikse lewens. Om dankie te sê sal ons **Storiesterre** wat in die bylae verskyn maaltydbewyse* met vergunning van **Wimpy** ontvang sodat hulle dit kan geniet saam met die kinders in wie se lewens hulle 'n verskil maak.


* Vir die bepalings en voorwaardes wat geld, gaan na www.nalibali.org/story-stars.

Nal'ibali on radio!

Enjoy listening to stories in Afrikaans and in English on Nal'ibali's radio show:

X-K FM on Monday to Wednesday from 9.00 a.m. to 9.15 a.m.

SAfm on Monday, Wednesday and Friday from 1.50 p.m. to 2.00 p.m.



Nal'ibali op die radio!

Geniet dit om in Afrikaans en Engels op Nal'ibali se radioprogram na stories te luister:

X-K FM van Maandag tot Woensdag vanaf 9.00 vm. tot 9.15 vm.

SAfm op Maandag, Woensdag en Vrydag vanaf 1.50 nm. tot 2.00 nm.

Create your own cut-out-and-keep book

1. Take out pages 3 to 6 of this supplement.
2. Fold it in half along the black dotted line.
3. Fold it in half again.
4. Cut along the red dotted lines.

Maak jou eie knip-uit-en-bêreboekie

1. Haal bladsye 3 tot 6 van hierdie bylae uit.
2. Vou dit op die swart stippellyn.
3. Vou dit weer in die helfte.
4. Sny dit uit op die rooi stippellyne.



Toe die klein sebra by die huis aankom, skuil die ander sebras soos gewoonlik onder die bome.
 "Hoe kan jy dit verduur om in die son te staan?" vra hulle.
 "My strepe beskerm my!" sê hy trots.
 Die ander sebras wou ook strepe hê, maar toe hulle hom vra waar hulle dit kan kry, weier die klein sebra om hulle te vertel. "Dis my geheim!" lag hy.



When the little zebra arrived home, the other zebras were sheltering under the trees as usual.
 "How can you bear to stay out in the sun?" they asked.
 "My stripes protect me!" he said proudly.
 The other zebras wanted some stripes too, but when they asked where to get them from, the little zebra refused to tell. "That's my secret!" he laughed.



Joyfully he galloped down the mountain. Though the sun was hot, it didn't burn him.
 Verheug galop hy by die berg af. Al is die son warm, brand dit hom nie.

This story of how zebras got their stripes was inspired by the animated feature film, *Khumba*.

Life is not all black and white for Khumba, a young zebra born with only half his stripes, who is rejected by his superstitious herd and blamed for a sudden drought affecting the land.

Teaming up with a sassy wildebeest and a flamboyant ostrich, Khumba sets out on a daring mission across the Karoo desert to find the legendary waterhole where the first zebras got their stripes. Along the way he meets a host of colourful characters, but before he can reunite with his herd, Khumba will have to come face to face with a menacing leopard in an epic battle to earn his stripes.

Half a zebra, a whole lot of adventure!

www.khumbamovie.com

SEE *KHUMBA* IN CINEMAS IN 3D IN ENGLISH OR AFRIKAANS FROM 25 OCTOBER 2013!




HOW THE ZEBRAS GOT THEIR STRIPES

HOE SEBRAS HULLE STREPE GEKRY HET

Anthony Silverston
 Raffaella Delle Donne
 Daniel Clarke



Nal'ibali is a national reading-for-enjoyment campaign to spark children's potential through storytelling and reading. For more information, visit www.nalibali.org or www.nalibali.mobi



Nal'ibali is 'n nasionale lees-vir-genot veldtog wat kinders se potensiaal help ontwikkel deur middel van lees en die vertel van stories. Vir meer inligting, besoek www.nalibali.org, of www.nalibali.mobi



Die klein sebra stap in die water in, en toe hy uitkom, is sy bleek vel bedek met wonderlike swart strepe!



So the little zebra stepped into the water, and when he came out, his pale skin was covered in wonderful black stripes!



Long, long ago, zebras had no stripes at all. They were so pale that they had to shelter from the fiery Karoo sun at midday. All the zebras were happy, except for one.

“Mama,” he complained, “why are we all the same? I wish I looked different!”

The zebra’s mother smiled. “We may all *look* alike,” she said, “but we’re all different – on the inside.”

Lank, lank gelede het sebras nie strepe gehad nie. Hulle was so bleek dat hulle op die hitte van die dag moes skuiling soek teen die snikhete Karoo-son. Al die sebras was gelukkig, behalwe een.

“Mamma,” kla hy, “waarom is ons almal dieselfde? Ek wens ek het anders gelyk!”

Die sebra se mamma glimlag. “Ons lyk dalk almal dieselfde,” sê sy, “maar ons is almal anders – binne-in.”



The zebras were disappointed. For some days, they stayed away from the little zebra. At first, he was too busy grazing in the hot sun to care, but after a few days, he started missing his herd.

Die sebras is teleurgesteld. Vir ’n paar dae bly hulle weg van die klein sebra. Eers is hy te besig om in die warm son te wei om te gee, maar na ’n paar dae begin hy na sy trop verlang.



“The funny thing is ...” the little zebra said with a smile, “we’re all different now!”

And he was right too – all zebras have stripes, but no two zebra skins are ever exactly the same!

“Die snaakse ding is ...” sê die klein sebra met ’n glimlag, “ons is nou almal anders!”

En hy was reg – alle sebras het strepe, maar geen twee sebravelle is ooit presies dieselfde nie!

“Ek is jammer,” sê die klein sebra toe hy hulle vind. “Ek het gedink dit is pret om die enigste een met strepe te wees, maar ek was verkeerd. As julle my volg, sal ek vir julle wys waar ek die strepe gekry het.”




“I’m sorry,” the little zebra said when he found them. “I thought it was fun to be the only one with stripes, but I was wrong. If you follow me, I’ll show you where I got them.”

“I’m very proud of you,” said the little zebra’s mother. “You could have kept the waterhole to yourself, but you chose to help us all. I always knew you were different.”

“Ek is baie trots op jou,” sê die klein sebra se mamma. “Jy kon die watergat vir jousef gehou het, maar jy het gekies om ons almal te help. Ek het altyd geweet jy is anders.”



Na ’n lang tyd kom hy by ’n groot en hy gaan versigtig in. Die binne-in die groot vind hy ’n watergat. “Kom in,” voel dit of die donker water sê. “Kom in!”



After a long time, he reached a cave and cautiously went inside. Deep inside the cave, he found a waterhole. “Come in,” the dark water seemed to be saying. “Come in!”

“That isn’t good enough!” said the little zebra crossly. “I want to be different on the outside too, where everybody can see!”

So, he tried to look different. He rolled in acacia sap, and then stuck leaves onto himself, but he just looked silly and the other zebras laughed at him.

“Dis nie goed genoeg nie!” sê die klein sebra kwaad. “Ek wil ook anders lyk van buite af, waar almal dit kan sien!”

Hy probeer toe om anders te lyk. Hy rol in akasiasap, en plak blare op homself vas, maar hy lyk net laf, en die ander sebras lag vir hom.



He travelled for many days through the karoo veld, until he came to a high mountain. Up, up, up he climbed. Something about this place felt magical to him.

Hy reis vir baie dae deur die Karoo-velde, tot hy by 'n hoë berg kom. Hy klim op, op, op. Iets omtrent hierdie plek voel vir hom betowerend.




The little zebra refused to give up. "Goodbye, Mama," he said one day. "I'm going to find a way to look different." And off he went.

Die klein sebra weier om op te gee. "Tot siens, Mamma," sê hy op 'n dag. "Ek gaan na 'n manier soek om anders te lyk."

En hy val in die pad.

The little zebra led the herd across the veld and up, up the mountainside until they came to the cave with the waterhole. The herd followed him into the cave.

Die klein sebra lei die trop oor die veld, en op, op, op teen die berg, tot hulle by die groot met die watergat kom. Die trop volg hom in die grot in.



"Here it is," he said. "This is the magical waterhole that gives stripes."

One by one, the zebras swam in the magic waterhole. Soon they were all covered in beautiful stripes!

"Hier is dit," sê hy. "Dit is die towerwatergat waar ek my strepe gekry het."

Een vir een swem die sebras deur die towerwatergat. Gou-gou is hulle almal met pragtige strepe bedek!



Get story active!

With your children, enjoy reading the story *How zebras got their stripes*. Here are some ideas for you to try out before, during and after reading.



Before

- Let younger children take a quick look at the pictures and use them to predict or guess what the story is about.
- Encourage older children to read the title of the story. Ask them what they know about zebras, for example, what they look like, where they live and what they eat. Have they ever seen a zebra or a photograph of one?

During

- As you read, help develop children's prediction skills by asking, "What do you think will happen next?" after you have read pages 5 and 12.
- Look at some of the pictures more closely. Draw your children's attention to the details and talk about these together.
- If your children can already read, let them read the words spoken by the little Zebra.

After

- Let your children draw a picture that is inspired by the story and then write about their picture. You can help younger children by writing the words that they tell you.
- Do you or your children know other stories that explain why animals look the way they do? Share the stories you know and look for new ones together on the Internet and at the library. You can find two stories like this on the Nal'ibali website (www.nalibali.org) and mobisite (www.nalibali.mobi): *Squirrel and the sun* and *Haruki's tail*.

Raak doenig met stories!

Geniet dit om die storie, *Hoe sebras hulle strepe gekry het*, saam met jou kinders te lees. Hier volg 'n paar idees wat jy kan probeer voor, tydens en nadat jy die storie gelees het.

Voor

- Laat jonger kinders vinnig na die prente kyk en dit gebruik om te voorspel of te raai waaroor die storie gaan.
- Moedig ouer kinders aan om die titel van die storie te lees. Vra hulle wat hulle van sebras weet, byvoorbeeld, hoe hulle lyk, waar hulle woon en wat hulle vreet. Het hulle al ooit 'n regte sebra of 'n foto van een gesien?

Tydens

- Help kinders se voorspellingsvaardighede ontwikkel terwyl jy lees, deur te vra: "Wat dink julle gaan volgende gebeur?" nadat jy bladsye 5 en 12 gelees het.
- Bekyk sommige prente van naderby. Vestig jou kinders se aandag op die besonderhede en gesels saam daaroor.
- As jou kinders reeds kan lees, laat hulle die klein sebra se woorde lees.

Na

- Laat jou kinders 'n prent teken wat geïnspireer is deur die storie, en dan kan hulle oor hul prent skryf. Jy kan jonger kinders help deur die woorde wat hulle vir jou sê, neer te skryf.
- Ken jy of jou kinders ander stories wat verklaar waarom diere lyk soos wat hulle lyk? Deel van die stories wat jy ken en soek saam na nuwe stories op die internet en in die biblioteek. Jy kan twee soortgelyke stories op die Nal'ibali-webwerf (www.nalibali.org) en selfoonwerf (www.nalibali.mobi) vind: *Eekhorning en die son* en *Haruki se stert*.



Win a trip to the movies!

To celebrate the release of *Khumba* in English and Afrikaans in 3D in cinemas on 25 October 2013, we're giving away movie tickets! Simply SMS your name and the name of the movie to 32545 or email these details to letters@nalibali.org by 31 October 2013 and stand a chance of winning one of five pairs of movie tickets. R1,00 per SMS.

Wen 'n uitstappie na die fliel!

Om die vrystelling van *Khumba* in teaters op 25 Oktober 2013 in Engels en Afrikaans in 3D te vier, gee ons flielkaartjies weg! SMS net jou naam en die naam van die fliel na 32545 of stuur hierdie besonderhede per e-pos na letters@nalibali.org teen 31 Oktober 2013, en kom in aanmerking om een van vyf pare flielkaartjies te wen. R1,00 per SMS.

Collect the Nal'ibali characters

Cut out and keep all your favourite Nal'ibali characters and then use them to create your own pictures, posters, stories or anything else you can think of!

About Neo

Age: 8

Family members: Mbali is his sister; Afrika is his cousin

Friends: Josh, Bella

Favourite colour: red

Favourite sport: soccer

Likes stories about: adventures and pirates



Here's an idea...

Cut out and colour in the picture of Neo and then paste it on a large sheet of paper. Then do one or more of the following things.

- Write in the name of the book Neo is reading and draw a picture on the front cover.
- Complete the picture to show where Neo is sitting and reading!

Or, keep the picture in a safe place and when you have collected all the Nal'ibali characters, use them to create your own Nal'ibali poster!

Versamel die Nal'ibali-karakters

Sny al jou gunsteling- Nal'ibali-karakters uit en gebruik hulle om jou eie prente, plakkate, stories of enigiets anders waaraan jy kan dink, te maak!

Oor Neo

Ouderdom: 8

Familielede: Mbali is sy suster; Afrika is sy neef

Vriende: Josh, Bella

Gunstelingkleur: rooi

Gunstelingsport: sokker

Hou van stories oor: avonture en seerowers

Hier's 'n idee ...

Knip die prent van Neo uit, kleur dit in en plak dit dan op 'n groot vel papier. Doen dan een of meer van die volgende dinge.

- Maak 'n naam op vir die boek wat Neo lees en teken ook 'n prentjie op die voorblad.
- Voltooi die prent deur te wys waar Neo sit en lees!

Of, bêre die prent op 'n veilige plek, en wanneer jy al die Nal'ibali-karakters versamel het, kan jy hulle gebruik om jou eie Nal'ibali-plakkaat te maak!

Story corner

Here is the first part of a story for you to enjoy. It is about a boy, Vusi, his younger sister, Sinazo, and their pets.

Vusi and Sinazo (Part 1)

by Helen Brain

Vusi loved his dog, Domino. Domino was white with three black spots on his back. Vusi's little sister, Sinazo, loved her cat, Fluffy. Fluffy was black with three white spots on her tummy.

"My dog is better than your cat," said Vusi one Sunday morning as the children were having breakfast. "Domino doesn't scratch me, or drink my milk and he never walks on my schoolbooks with muddy paws."

"Domino is very naughty," said Granny. "When you tell him to sit, he jumps around. When you tell him to jump, he sits down, and when you sit down, he jumps up and licks your face!"

"My cat is better than your dog," said Sinazo. "Fluffy does not lick my face nor steal my ice cream. Fluffy doesn't make a mess in the yard and she never barks."

"No need to fight," Granny told Vusi and Sinazo. "Now finish your breakfast and put Domino and Fluffy in the yard. Then wash your face, brush your teeth, comb your hair and put on your clothes for church."

Vusi took Domino into the yard. "Stay here," he said. Vusi ran back inside, but he forgot to shut the kitchen door. Domino followed him right back inside and quickly hid under Vusi's bed.

Sinazo took Fluffy into the yard. "Stay here," she said. Sinazo ran back inside, but she forgot to shut the bedroom window. Fluffy went right back inside. She jumped on top of the wardrobe and went to sleep.

The children washed their faces, brushed their teeth and combed their hair. Then they went into their bedroom to get dressed.

Sinazo was trying to reach her dress in the wardrobe. "Woof, woof, this is fun," barked Domino. He jumped up and licked Sinazo with his long red tongue.

"Go away, Domino!" she shouted.

Fluffy woke up. She looked over the edge of the wardrobe and saw Domino jumping on Sinazo. "Ssssss!" she hissed. "Get off her, or I will scratch you."

Just then Granny came marching down the passage. She was wearing her best dress, her smart shoes and her favourite hat. "What is going on in here?" she asked sternly, opening the door. "It is almost time to leave."

Do you think Granny is angry? What will happen next? Find out next week what surprising things happen while Granny, Vusi and Sinazo are at church.

Storiehoekie

Hier volg die eerste deel van 'n storie vir jou om te geniet. Dit gaan oor 'n seun, Vusi, sy jonger sussie, Sinazo, en hulle troeteldiere.

Vusi en Sinazo (Deel 1)

deur Helen Brain

Vusi is lief vir sy hond, Domino. Domino is wit met drie swart vlekke op sy rug. Vusi se jonger sussie, Sinazo, is lief vir haar kat, Fluffy. Fluffy is swart met drie wit vlekke op haar maag.

"My hond is beter as jou kat," sê Vusi een Sondagoggend terwyl hulle ontbyt eet. "Domino krap my nie, drink nie my melk nie en loop nooit met sy modderpote oor my skoolboeke nie."

"Domino is baie stout," sê Ouma. "Hy luister nooit nie. Wanneer 'n mens vir hom sê om te sit, spring hy rond. Wanneer 'n mens vir hom sê om te spring, sit hy, en wanneer jy gaan sit, spring hy op en lek 'n mens se gesig!"

"My kat is beter as jou hond," sê Sinazo. "Fluffy lek nie my gesig nie en steel ook nie my roomys nie. Fluffy mors nie in die erf nie, en sy blaf nooit nie."

"Dis nie nodig om te baklei nie," sê Ouma vir Vusi en Sinazo. "Eet nou julle ontbyt klaar en gaan maak vir Domino en Fluffy in die agterplaas toe. "Gaan was dan julle gesigte, borsel julle tande, kam julle hare en trek julle kerkklere aan."

Vusi gaan maak vir Domino in die agterplaas toe. "Bly hier," sê hy. Vusi hardloop binnetoe, maar hy vergeet om die kombuisdeur toe te maak. Domino hardloop agterna en gaan kruip onder Vusi se bed weg.

Sinazo gaan maak vir Fluffy in die agterplaas toe. "Bly hier," sê sy. Sinazo hardloop binnetoe, maar sy vergeet om die slaapkamervenster toe te

maak. Fluffy spring dadelik deur die venster. Sy spring bo-op die klerekas en raak aan die slaap.

Die kinders was hulle gesigte, borsel hulle tande en kam hulle hare. Toe gaan hulle na hul slaapkamer om aan te trek.

Sinazo staan op haar tone om haar kerkrok in die kas te probeer bykom. "Woef, woef, dis pret," blaf Domino. Hy spring op en lek vir Sinazo met sy lang rooi tong.

"Gaan weg, Domino!" skree sy.

Fluffy word wakker. Sy loer oor die rand van die kas en sien hoe Domino teen Sinazo opspring. "Ssssss!" sis sy. "Los haar uit, of ek krap jou."

Net toe kom Ouma in die gang afgestap. Sy het haar beste rok, haar netjiese skoene en haar gunstelinghoed aan. "Wat gaan hier aan?" vra sy kwaai, en maak die deur oop. "Dis amper tyd om te gaan."

Dink jy Ouma is kwaad? Wat gaan volgende gebeur? Vind volgende week uit watter verrassende dinge gebeur terwyl Ouma, Vusi en Sinazo in die kerk is.



Illustration by Jiggs Snaddon-Wood
Illustrasie deur Jiggs Snaddon-Wood

In your next Nal'ibali supplement:

- How to choose books
- Story Stars: The art of giving
- Collect the Nal'ibali characters: Bella
- A mini-book, *Just right!*
- The final part of the story, *Vusi and Sinazo*

Running out of story ideas? Explore our "Reading and Storytelling tips" section at www.nalibali.org or www.nalibali.mobi for articles and ideas to encourage a love of reading in your child, and to help keep them hooked!

Find us on Facebook:
www.facebook.com/nalibaliSA
Vind ons op Facebook:
www.facebook.com/nalibaliSA



In jou volgende Nal'ibali-bylae:

- Hoe om boeke te kies
- Storiesterre: Die kuns van gee
- Versamel die Nal'ibali-karakters: Bella
- 'n Boekie, *Net reg!*
- Die laaste deel van die storie, *Vusi en Sinazo*

Is jou storie-idees uitgeput? Verken ons afdeling, "Reading and Storytelling tips" by www.nalibali.org of www.nalibali.mobi vir artikels en idees om 'n liefde vir lees by jou kinders aan te moedig en om hulle vasgenael voor die boeke te hou!

