



Edition 41  
Afrikaans, English

It starts with a story...

## Books and babies

**From birth to the age of three, children learn an enormous amount of language – even if they do not talk a lot! So, the more stories and books you read to them, the more language they learn.**

There is no right or wrong way to use books with babies and toddlers. It's more about enjoying the time you spend together and following their lead in deciding what to try next.

- Babies and toddlers love play. Have lots of light-hearted times with books, and read books that are your child's favourites again and again!
- Although you can read anywhere, it's best to relax and sit comfortably with your child on your lap, or next to you, when you share books.
- It doesn't matter for how long you read – and you don't have to finish the book! Share a book together for as short or as long as you both want.
- Make time for babies and toddlers to look at books on their own. Board books have rounded corners so that they cannot hurt your child and they are specially made to be chewed, patted and dropped!

- Talking to your children about the pictures, concepts and what is happening in the book is as important as reading the words on the page. Ask them what they think, and say what you think too – this guides them in how to explore books.
- Listen carefully to what your child says and respond to it. This makes the experience more interesting for both of you. It also helps grow your child's language, confidence and self-esteem.
- Offer your children a choice of books and then be guided by what they want to read. Start by asking, "Shall we look at/read this book?"

Babies and toddlers have moods and prefer some things to others – just like us! Their level of interest in a book will depend on a number of things: what things they like, the time of day and whether they are hungry, tired or have a wet nappy! If your child seems disinterested, don't give up! Try again later, or in another way – or try another book. Just keep sharing books together.

**Want more tips and ideas about reading to babies on your cellphone? Go to [www.nalibali.mobi](http://www.nalibali.mobi) or find us on Mxit at <http://mxitapp.com/nalibali>.**



## Boeke en babas

**Van geboorte tot en met driejarige ouderdom leer kinders 'n enorme hoeveelheid taal aan – selfs al praat hulle nie baie nie! Hoe meer stories en boeke jy dus vir hulle lees, hoe meer taal leer hulle aan.**

Daar is geen regte of verkeerde manier om boeke vir babas en kleuters te gebruik nie. Dit gaan meer daaroor om julle tyd saam te geniet en hulle te laat besluit wat om volgende te probeer.

- Babas en kleuters hou van speel. Hou julle leestye lighartig, en lees boeke wat jou kind se gunsteling is weer en weer!
- Hoewel jy op enige plek kan lees, is dit die beste om te ontspan en met jou kind gemaklik op jou skoot te sit, of langs jou, wanneer julle boeke deel.
- Dit maak nie saak hoe lank jy lees nie – en jy hoef nie die hele boek te lees nie! Deel 'n boek vir so kort of lank as wat julle albei wil.

- Maak tyd vir babas en kleuters om op hulle eie na boeke te kyk. Kartonboeke het 'n ronde rande sodat hulle nie jou kind kan seermaak nie, en hulle is spesiaal gemaak sodat babas en kleuters hulle kan kous, slaan en neergooi!
- Dit is net so belangrik om met jou kinders oor die prente, konsepte en gebeure te praat as wat dit is om die woorde op die bladsy te lees. Vra jou kinders wat hulle dink, en sê ook wat jy dink – dit gee hulle leiding oor hoe om boeke te verken.
- Luister goed na wat jou kind sê en reageer daarop. Dit maak die ervaring interessanter vir albei van julle. Dit help ook om jou kind se taal, selfvertroue en selfgagting te ontwikkel.
- Bied vir jou kind 'n keuse van boeke en laat jou dan lei deur wat hulle wil lees. Begin deur te vra: "Sal ons na hierdie boek kyk/hierdie boek lees?"

Babas en kleuters het buie en verkies sekere dinge bo ander – net soos ons! Hulle belangstellingsvlak in 'n boek sal van 'n paar dinge afhang: die soort dinge

**Reading club tip #8**  
Celebrate the children's writing by asking them to read their stories or poems aloud to other club members. If you can, also display their writing so that club members can read it at their leisure!

**Leesklubwenk #8**  
Gee erkenning aan die kinders se skryfwerk deur hulle te vra om hulle stories of gedigte hardop vir ander klublede te lees. As jy kan, stal ook hulle skryfwerk uit sodat die klublede dit rustig op hulle eie tyd kan lees!

waarvan hulle hou; die tyd van die dag; en of hulle honger of moeg is, of 'n nat doek het! As jou kind lyk of hy nie belangstel nie, moenie moed opgee nie! Probeer weer later, op 'n ander manier – of probeer 'n ander boek. Hou net aan om boeke saam te deel.

**Wil jy graag meer wenke en idees hê oor hoe om vir babas op jou selfoon te lees? Gaan na [www.nalibali.mobi](http://www.nalibali.mobi) of vind ons op Mxit by <http://mxitapp.com/nalibali>.**



Drive your imagination

Read to me.  
Never too early. Never too late.  
Lees vir my.  
Dis nooit te vroeg of te laat nie.





# Story stars

## A pram jam



Once a week, the caregivers of babies and toddlers living in Sea Point bring them to the library for a meeting of the Pram Jam Project. Roni Snitcher is a children's librarian and storyteller who started the project in 2007 because she wanted to inspire children to love stories the way she does – passionately. Nalibali spoke to Roni about the project and sharing stories with young children.

### What happens at a "pram jam"?

Our sessions are very active! There's lots of singing, dancing, shouting and clapping. We sing a variety of children's nursery rhymes and songs in as many languages as possible. Then I read some stories. I want the Pram Jam experience to be for everyone, not just the children!

### How old are the children?

Some of them are only a few months old. This may seem very young, but it is never too early to start telling stories to children. Of course, it is never too late to start, but it is hard to catch up what you have missed.

### Why do you think the adults enjoy coming?

It is fun and safe. It is an opportunity to meet people. It is a chance to enjoy the blessings that books can bring!

### How do you grab your audience's attention?

I choose books which are really good for reading aloud and when I'm reading aloud, I hold the book so I can read and my listeners can see the pictures at the same time. Sometimes I dress up and other times I use puppets.

### What are some of your favourite stories?

*The Sneetches* by Dr Seuss and fairytales – I love, love, love, love fairy tales and always have!

### How can ordinary South Africans help create a reading nation?

Help in any little way you can. It all counts! Be at your local library when children come out of school. Some children cannot read or write, and many have slipped through the cracks. The library staff can show you how to help them.

# Storiesterre

## Die "pram jam"

Een keer per week bring die versorgers van babas en kleuters wat in Seepunt woon die kleingoes na die biblioteek vir 'n byeenkoms wat die "Pram Jam"-projek genoem word. Roni Snitcher is 'n kinderbibliotekaris en storieverteller wat die projek in 2007 begin het, want sy wou kinders inspireer om so baie van stories te hou soos wat sy doen – hartstogtelik. Nalibali het met Roni oor die projek gesels en oor hoe om stories met jong kinders te deel.

### Wat gebeur by 'n "pram jam"?

Ons sessies is baie aktief! Daar word baie gesing, gedans, geskree en hande geklap. Ons sing verskeie kinderrympies en liedjies in soveel tale moontlik. Dan lees ek 'n paar stories. Ek wil hê die "Pram Jam"-ervaring moet vir almal wees, nie net vir die kinders nie!

### Hoe oud is die kinders?

Sommige van hulle is net 'n paar maande oud. Dit mag baie jonk klink, maar dit is nooit te vroeg om vir kinders te begin stories lees of vertel nie. Natuurlik is dit ook nooit te laat om te begin nie, maar dit is moeilik om dit wat hulle misgeloop het, in te haal.



Pic courtesy of the Pram Jam Project

Roni Snitcher

### Waarom dink jy hou die volwassenes daarvan om te kom?

Dit is pret en dis veilig. Dit is 'n geleentheid om mense te ontmoet. Dit is 'n kans om die vreugdes wat boeke bied te geniet!

### Hoe kry jy jou gehoor se aandag?

Ek kies boeke wat regtig goed werk wanneer dit hardop gelees word, en wanneer ek hardop lees, hou ek die boek sô vas dat ek kan lees en my luisteraars terselfdertyd na die prente kan kyk. Soms trek ek kostuums aan en ander kere gebruik ek handpoppe.

### Wat is van jou gunstelingstories?

*The Sneetches* deur Dr. Seuss, en sprokies – ek is dol, dol, dol oor sprokies en ek was nog altyd!

### Hoe kan gewone Suid-Afrikaners help om 'n nasie van lesers te bou?

Help op enige moontlike manier, al is dit hoe gering. Alles maak 'n verskil! Wees by jou plaaslike biblioteek wanneer kinders uit die skool uit kom. Sommige kinders kan nie lees of skryf nie, en baie het deur die krake geglip. Die biblioteekpersoneel kan jou wys hoe om hulle te help.

Across the country, individuals and organisations are finding ways to make reading and writing part of children's daily lives. To say thank you, our featured **Story Stars** will receive meal vouchers\* courtesy of **Wimpy** to enjoy with the children in whose lives they are making a difference. To nominate a Story Star, visit [www.nalibali.org/story-stars](http://www.nalibali.org/story-stars).



\* For terms and conditions that apply, go to [www.nalibali.org/story-stars](http://www.nalibali.org/story-stars)

Oor die hele land heen vind individue en organisasies maniere om lees en skryf deel te maak van kinders se daaglikse lewens. Om dankie te sê sal ons **Storiesterre** wat in die bylae verskyn maaltydbewyse\* met vergunning van **Wimpy** ontvang sodat hulle dit kan geniet saam met die kinders in wie se lewens hulle 'n verskil maak. Om 'n Storiester te nomineer, besoek [www.nalibali.org/story-stars](http://www.nalibali.org/story-stars).

\* Vir die bepalings en voorwaardes wat geld, gaan na [www.nalibali.org/story-stars](http://www.nalibali.org/story-stars).

### Create your own mini-book

1. Take out pages 3 to 6 of this supplement.
2. Fold it in half along the black dotted line.
3. Fold it in half again.
4. Cut along the red dotted lines.

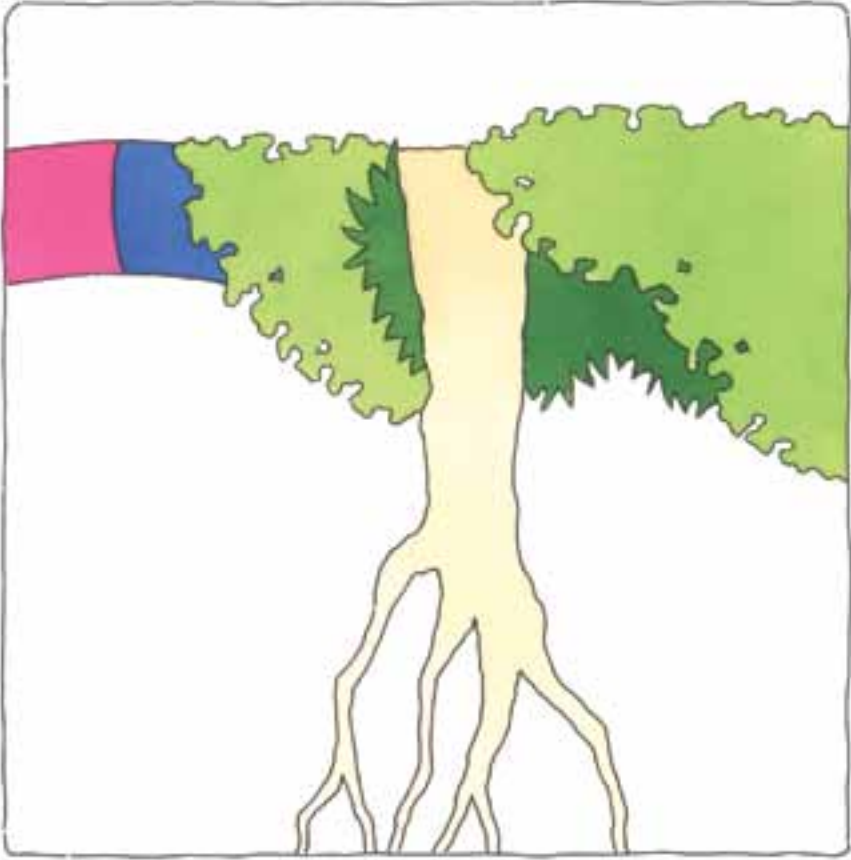
### Maak jou eie boekie

1. Haal bladsye 3 tot 6 van hierdie bylae uit.
2. Vou dit op die swart stippellyn.
3. Vou dit weer in die helfte.
4. Sny dit uit op die rooi stippellyne.




... die ander punt is ver weg.

... the other end was far away.



Donsie sien 'n stert.  
Dit is naby, maar ...

Tuft saw a tail. It was near, but ...



**About the author**

*Tuft finds a pet* is part of a series of books by Wendy Hartmann.

Wendy, who has had more than 40 children's books published, lives in Table View. Apart from writing, she also paints.

In 2007 her book *Nina and Little Duck* was awarded the coveted M.E.R. Prize for illustrated children's books.

Her book *In a House, in a House* was on the shortlist for the 2010 M.E.R. Prize and *Just Sisi* won the 2011 M.E.R. Prize for best illustrated children's book.

*Sisi Goes to School*, published by Human & Rousseau, is her latest book and will be in bookstores from September 2013.




Nal'ibali is a national reading-for-enjoyment campaign to spark children's potential through storytelling and reading. For more information, visit [www.nalibali.org](http://www.nalibali.org) or [www.nalibali.mobi](http://www.nalibali.mobi)



Nal'ibali is 'n nasionale lees-vir-genot veldtog wat kinders se potensiaal help ontwikkel deur middel van lees en storievertelling. Vir meer inligting, besoek [www.nalibali.org](http://www.nalibali.org), of [www.nalibali.mobi](http://www.nalibali.mobi)

Tuft finds a pet  
Donsie kry 'n  
troeteldier



Wendy Hartmann



... of ver weg;


... or when it is far away."



Fold


Hy vind 'n lieflike luislang. Die luislang lyk baie hartseer.

He found a pretty python. The python looked very sad.



"Hello, Tuft," said the penguin. "Do you like my pet?"

"Hallo, Donsie," sê die pikkewyn. "Hou jy van my troeteldier?"




Tuft hugged the python. "I shall call you Patch," Tuft said. "Patch, my very own pet python."



Donsie gee die luislang 'n drukkie. "Ek gaan jou Lappies noem," sê Donsie. "Lappies, my eie, eie troetelslang."

Fold


“Hello,” said Tuff. “Why are you crying?”  
“Hallo,” sê Donsie. “Hoekom hui jy?”



“It must be a very special pet. A pet I  
can see when it is near ...  
“Dit moet ’n baie spesiale troeteldier  
wees. ’n Troeteldier wat ek kan sien  
wanneer dit naby is ...





The python smiled.  
“I would love to be your pet.”  
Die luislang glimlag.  
“Ek sal beslis jou troeteldier wees.”





“I wish I had a pet,” said Tuff sadly.  
“Ek wens ek het ’n troeteldier gehad,”  
sê Donsie hartseer.

... of te klein wees nie."  
... or too small."



"But it must not be too big ...  
"Maar dit moenie te groot ...

"I am so lonely," said the python.  
"I want to belong to someone."  
"Ek is so eensam," sê die luislang.  
"Ek wil aan iemand behoort."



Tuft dried the python's tears.  
"Please will you belong to me? I have been looking for a special pet," said Tuft.

Donsie droog die luislang se trane af.  
"Sal jy asseblief myne wees? Ek is op soek na 'n spesiale troeteldier," sê Donsie.

## Get story active!


Here are some ideas to try out as you read *Tuft finds a pet* with your children. Draw your children's attention to the details in the illustrations and the story by commenting on them or asking questions. For example:

- **page 2:** What is the penguin's pet? How do you think he feels about his pet?
- **page 4:** What kind of animal is that? Do you think it would make a good pet?
- **page 5:** What kind of animal is that? Do you think this one would make a good pet?
- **page 6:** What is Tuft doing? Have you ever looked through a magnifying glass? It makes things look much bigger than they really are!
- **page 7:** Look at what Tuft is doing! He's looking at the bird through binoculars. They make things that are far away look like they are really close by.
- **page 8:** Who do you think the tail belongs to? Let's read on and see.
- **page 9:** That looks like a very long and colourful tail!
- **pages 10 and 11:** What kind of animal is a python? Look how sad the python looks!
- **page 12:** Who do you belong to?
- **pages 14 and 15:** How do you think Patch and Tuft feel now?



Can you help Tuft get to Patch?

Kan jy vir Donsie help om by Lappies uit te kom?



## Raak doenig met stories!

Hier is 'n paar idees om te probeer terwyl jy *Donsie kry 'n troeteldier* saam met jou kinders lees. Vestig jou kinders se aandag op die besonderhede in die illustrasies en die storie deur daarna te verwys of vrae te vra. Byvoorbeeld:

- **bladsy 2:** Watter troeteldier het die pikkewyn? Hoe dink jy voel hy oor sy troeteldier?
- **bladsy 4:** Watter soort dier is dit? Dink jy dit sal 'n goeie troeteldier wees?
- **bladsy 5:** Watter soort dier is dit? Dink jy hierdie een sal 'n goeie troeteldier wees?
- **bladsy 6:** Wat doen Donsie? Het jy al ooit deur 'n vergrootglas gekyk? Dit laat dinge baie groter lyk as wat dit regtig is!
- **bladsy 7:** Kyk wat doen Donsie! Hy kyk na die voëltye deur die verkyker. Dit laat dinge wat ver weg is baie naby lyk.
- **bladsy 8:** Wie se stert dink jy is dit? Kom ons lees verder en vind uit.
- **bladsy 9:** Dit lyk na 'n baie lang en kleurvolle stert!
- **bladsy 10 en 11:** Wat is 'n luislang? Kyk hoe hartseer lyk die luislang!
- **bladsy 12:** Aan wie behoort jy?
- **bladsy 14 en 15:** Hoe dink jy voel Lappies en Donsie nou?



## How well do you know the Nal'ibali characters?

Do you know who the youngest members of the Nal'ibali family are? Yes, that's right – Dintle and Mbali. Here are a few facts about them!

## Hoe goed ken jy die Nal'ibali-karakters?

Weet jy wie die jongste lede van die Nal'ibali-familie is? Ja, dis reg – Dintle en Mbali. Hier is 'n paar feite oor hulle!



### Dintle

Age: 9 months  
Older brother: Afrika  
Speaks: Sesotho  
Likes books about animals and babies.

### Dintle

Ouderdom: 9 maande  
Ouer broer: Afrika  
Taal: Sesotho  
Hou van boeke oor diere en babas.

### Mbali

Age: 2 years  
Older brother: Neo  
Speaks: Zulu  
Likes books with nursery rhymes in them.

### Mbali

Ouderdom: 2 jaar  
Ouer broer: Neo  
Taal: IsiZulu  
Hou van boeke met kinderrympies.



## Story corner

Here is the first part of a story for you to read aloud or tell. It is about a little girl who loved mermaids.

### The mermaid's purse (Part 1) by Jude Daly

It was late when Noliitha eventually fell asleep, her head full of mermaids, seals and sailors. Outside stars twinkled and the African moon cast shadows on the dried out earth. Tomorrow she was going to the seaside for the very first time.

The journey seemed to take forever. Through brown hills folded into each other and over a craggy mountain pass. But then, at last, Noliitha saw the edge of the earth sink into the vast ocean.

Salt air rushed at Noliitha. Waves thundered. Seagulls squalled. Cormorants dive-bombed. It wasn't like that in her picture book! While Mama unpacked, Noliitha explored this new world where twirly-shelled sea snails burrowed into the wet sand and fish darted for shelter in rock pools.

Noliitha collected shells including mermaid's money, tuning into the sounds and smells of the ocean, as she made her way to a cluster of rocks. From the top of the rocks, Noliitha waved her "I'm okay" wave to Mama. Then she counted out her mermaid's money and day-dreamed about how she would spend it.

"Lunch time," shouted Mama.

How quickly the morning had gone! But, the sea air had made Noliitha very hungry and Mama's yellow corn bread and pickled fish sandwiches tasted so good.

**Find out next week what happens at the beach after lunch.**



Illustration by Magriet Brink  
Illustrasie deur Magriet Brink

Noliitha tel skulpies op en verbeel haar dis meermingeld. Sy luister na al die nuwe geluide en snuif die reuk van die see in terwyl sy koers kies na 'n groepie rotse. Van bo van die rotse af waai Noliitha vir Mama om vir haar te wys dat sy veilig is. Toe begin tel sy haar geldskulpies en droom oor wat sy daarmee kan koop.

"Tyd vir middagete!" roep Mama.

Die oggend het so vinnig verbygegaan! Maar die seelug het Noliitha baie honger gemaak en Mama se geel mieliebrood en toebroodjies met die ingelegde vis daarop smaak tog te lekker.

**Vind volgende week uit wat na middagete op die strand gebeur.**

## Storiehoekie

Hier is die eerste deel van 'n storie wat jy hardop kan lees of vertel. Dit gaan oor 'n klein dogtertjie wat versot is op meerminne.

### Die meerminbeursie (Deel 1) deur Jude Daly

Dit is al laat toe Noliitha uiteindelik aan die slaap raak, haar kop vol meerminne, matrose en robbe. Buite skitter die sterre en die Afrika-maan gooi skaduwees oor die uitgedroogde aarde. Mōre gaan sy vir die heel eerste keer see toe.

Dit voel of die rit vir ewig duur.

Deur bruin heuwels wat in mekaar invou en oor 'n ruwe bergpas. Maar toe sien Noliitha uiteindelik hoe die rand van die aarde in die eindelose see wegsink.

Soutlug swiep teen haar gesig. Golwe dreun. Seemeeue skreeu. Kormorante duik in die see in. Alles lyk selfs mooier as in haar prentboek! Terwyl Mama uitpak, verken Noliitha hierdie nuwe wêreld waar seeslakke met gedraaide skulpe in die nat sand ingrawe en vissies vinnig skuiling soek in rotspoel.

### In your next *Nal'ibali* supplement:

- Find out about running small reading clubs
- *Story Stars*: A 17-year-old published author
- A mini-book, *Baby Monkey's bananas*
- The final part of the story, *The mermaid's purse*

Need more resources? *Nal'ibali* is here to help! Visit the resource section on [www.nalibali.org](http://www.nalibali.org) for posters, bookmarks, checklists and tip sheets which are available in six South African languages! You can also find us on Facebook: [www.facebook.com/nalibaliSA](http://www.facebook.com/nalibaliSA)

Find us on your cellphone:  
[www.nalibali.mobi](http://www.nalibali.mobi)  
Vind ons op jou selfoon:  
[www.nalibali.mobi](http://www.nalibali.mobi)



### In jou volgende *Nal'ibali*-bylae:

- Vind uit hoe om klein leesklubs te bedryf
- *Storiesterre*: Ontmoet 'n 17-jarige outeur
- 'n Boekie, *Baba Apie se piesangs*
- Die laaste deel van die storie, *Die meerminbeursie*

Het jy nog hulpbronne nodig? *Nal'ibali* wil help! Besoek die hulpbronaafdeling by [www.nalibali.org](http://www.nalibali.org) vir plakkate, boekmerke, kontrolelyste en wenkblaaie wat in ses Suid-Afrikaanse tale beskikbaar is! Jy kan ons ook op Facebook kry by: [www.facebook.com/nalibaliSA](http://www.facebook.com/nalibaliSA)