



Edition 46  
Afrikaans, English

## A reading world

Can you imagine seeing people around you reading every day? Adults reading magazines and books on the train or in the taxi on their way to work, children enjoying books from the school library together as they wait for their lifts at the school gate, teenagers glued to the next chapter of a story on their cellphones as they walk down the road, and older people sitting on their front stoep reading the newspaper. And then, of course, reading at home too – family members reading in the morning and at night, together and on their own!

This is the kind of “reading world” that we’re aiming for – a world in which children and adults experience the joy and value of reading daily. A world in which our horizons widen as we connect with the experiences, ideas and stories of people, near and far, through their writing. And it’s all within our reach, as book by book, we enjoy reading together and encourage others to do so too.

Here are some of the ways you can contribute at home and at your reading club.

- **Read regularly.** All you need is 15 minutes each day to read aloud to your children. Most children enjoy being read to just before bedtime, but it really doesn’t matter when you read books together each day – it’s doing it regularly and choosing books that you all enjoy that counts!
- **Suggest books.** Talk to your children about which kinds of books they like – stories or information books – and what kind of stories they like: adventure stories, fantasy, stories about everyday life. Then help them find the ones they want, preferably in their home language/s.
- **Choose books.** When they start to read on their own, help your children to choose interesting books that are not too difficult for them, so that they are able to have lots of successful reading experiences. Keep the more difficult books for you to read to them!
- **Write a review.** Encourage your children to write a book review of their favourite book and then display it for others to read, or send it to Nalibali to publish on our website. Email your reviews to us at [letters@nalibali.org](mailto:letters@nalibali.org) or post them to Nalibali, PRAESA, UCT, Private Bag, Rondebosch, 7701.

For more ideas about how to get and keep children reading, visit “Tips and Topics” on [www.nalibali.org](http://www.nalibali.org) or [www.nalibali.mobi](http://www.nalibali.mobi).

## ’n Lesende wêreld

Verbeel jou dat jy elke dag mense om jou sien lees. Volwassenes lees tydskrifte en boeke op die trein, of in die taxi op pad werk toe; kinders lees lekker saam aan boeke uit die skoolbiblioteek terwyl hulle by die skoolhek vir hul geleentheid wag; tieners staar na hulle selfone terwyl hulle in die straat af stap en die volgende hoofstuk van ’n storie op hulle fone lees; en ouer mense sit op hulle voorstoep en lees die koerant. En dan lees almal natuurlik by die huis ook – gesinslede lees soggens en saans, saam en op hulle eie!

Dit is die soort “lesende wêreld” wat ons mikpunt is – ’n wêreld waarin kinders en volwassenes die vreugde en waarde daarvan ervaar om elke dag te lees.

’n Wêreld waarin ons horisonne verbreed wanneer ons die ervarings, idees en stories van mense, ver en naby, deur hulle skryfwerk deel. En dit is alles binne ons bereik wanneer ons dit boek vir boek geniet om saam te lees en ander aanmoedig om dit ook te doen.

Hier volg ’n paar maniere waarop jy tuis en by jou leesklub ’n bydrae kan maak.

- **Lees gereeld.** Al wat jy nodig het, is 15 minute elke dag om hardop vir jou kinders te lees. Die meeste kinders hou daarvan as jy net voor slaapyd vir hulle lees, maar dit maak nie saak wanneer julle elke dag saam boeke lees nie – al wat saak maak is dat julle dit gereeld doen en boeke kies wat julle almal geniet!

- **Maak voorstelle vir boeke.** Praat met jou kinders oor die soort boeke waarvan hulle hou – stories of feiteboeke – en van watter soort stories hulle hou: avontuurverhale, fantasieverhale, stories oor die alledaagse lewe. Help hulle dan om stories te vind wat hulle wil lees, verkieslik in hulle huistaal/-tale.

- **Kies boeke.** Wanneer hulle op hul eie begin lees, help jou kinders om interessante boeke te kies wat nie te moeilik vir hulle is nie, sodat hulle baie suksesvolle leeservarings kan hê. Hou die moeiliker boeke eenkant en lees hulle hardop vir jou kinders!


- **Skryf ’n resensie.** Moedig jou kinders aan om ’n boekresensie van hulle gunstelingboek te skryf en dit dan vir ander uit te stal om te lees, of stuur dit aan Nalibali sodat ons dit op ons webwerf kan publiseer. Stuur jou resensies na ons per e-pos by [letters@nalibali.org](mailto:letters@nalibali.org) of pos dit aan Nalibali, PRAESA, UK, Privaatsak, Rondebosch, 7701.

Vir meer idees oor hoe om kinders aan die lees te kry en aan die lees te hou, besoek “Tips and Topics” by [www.nalibali.org](http://www.nalibali.org) of [www.nalibali.mobi](http://www.nalibali.mobi).



Drive your  
imagination

Read to me. Explore a story.  
Lees vir my. Verken 'n storie.





# Story stars



## Creating magic with books

Tracey Muir has been a librarian at Cape Town's Central Library for 12 years. She is now their Children's Librarian, which allows her to spend time doing one of her favourite things: sharing stories with children. We spoke to her about libraries and reading.

### What is the value of stories and books?

Reading and listening to stories allows children to broaden their thinking. Books spark children's imaginations and teach them valuable life lessons.

### What do libraries offer, besides books?

For many children, libraries are a safe haven after school. Our library offers storytelling in English and isiXhosa, holiday programmes, an after-school reading programme to help children improve their reading, and chess clubs. We also have computers which people can use. They get free access to the internet which helps them to find jobs, keep in touch with their families through email or social networking, and do research.

### What is your favourite children's story to read aloud?


*Winnie, the Witch* by Valerie Thomas! I love getting the children to pretend to do the magic with Winnie as she turns her cat different colours. The children enjoy listening to this story, and they enjoy making magic just as much as I do!

### How do you keep the children interested?

I show my enthusiasm and passion for books as I read! I try to choose books where the children can interact with the story and I also use expression and different voices for characters. I have so much fun when I'm reading aloud that I'm sure this helps the children to enjoy the stories too!

### How can parents get their children interested in reading for enjoyment?

Children learn by example and so they need to see their parents reading if they are going to want to do it too! It is also important to start reading to your children from when they are very young and to read lots of different kinds of reading material with them – picture books, pop-up or flap books, audio books, cloth books, board books and magazines.



Pic: Anton Scholtz



Tracey Muir

# Storiesterre

## Skep 'n towerwêreld met boeke

Tracey Muir is al 12 jaar lank 'n bibliotekaris by Kaapstad se Sentrale Biblioteek. Sy is nou die Kinderbibliotekaris, wat haar toelaat om meer tyd te bestee aan een van haar gunstelingdinge: om stories met kinders te deel. Ons het met haar oor biblioteke en lees gesels.

### Wat is die waarde van stories en boeke?

Lees en luister na stories stel kinders in staat om hulle denke te verruim. Boeke maak kinders se verbeelding wakker en leer hulle waardevolle lewenslesse.

### Wat bied biblioteke, buiten boeke?

Vir baie kinders is biblioteke 'n veilige hawe na skool. By ons biblioteek word stories in Engels en isiXhosa vertel, ons bied vakansieprogramme aan,

'n naskoolse leesprogram om kinders te help om beter te lees, en skaakklubs. Ons het ook rekenaars wat mense kan gebruik. Hulle het gratis toegang tot die internet, wat hulle help om werk te vind, om in verbinding te bly met hulle families deur middel van e-pos en sosiale netwerke, en hulle kan ook navorsing doen.

### Watter storie lees jy die graagste hardop vir kinders?


*Winnie, the Witch* deur Valerie Thomas! Ek hou baie daarvan om die kinders te kry om voor te gee hulle toor saam met Winnie wanneer sy haar kat verskillende kleure toor. Die kinders geniet dit om na hierdie storie te luister, en hulle geniet dit net so baie soos ek om te toor!

### Hoe behou jy die kinders se belangstelling?

Ek wys my entoesiasme en passie vir boeke terwyl ek lees! Ek probeer boeke kies waar die kinders kan deelneem aan die storie, en ek gebruik ook gesigsuitdrukkings en gebare en verskillende stemme vir karakters. Ek het soveel pret wanneer ek hardop lees dat ek seker is dit help die kinders om ook die stories te geniet!

### Hoe kan ouers hulle kinders aanmoedig om te lees vir genot?

Kinders leer deur 'n voorbeeld te volg, en daarom moet hulle hul ouers sien lees as hulle dit ook gaan doen! Dit is belangrik om saam met jou kinders te begin lees wanneer hulle baie jonk is, en lees verskillende soorte leesmateriaal saam met hulle – prentboeke, opwipboeke, oudioboeke, lapboeke, kartonboeke en tydskrifte.



Across the country, individuals and organisations are finding ways to make reading and writing part of children's daily lives. To say thank you, our featured **Story Stars** will receive meal vouchers\* courtesy of **Wimpy** to enjoy with the children in whose lives they are making a difference.



\* For terms and conditions that apply, go to [www.nalibali.org/story-stars](http://www.nalibali.org/story-stars).

Oor die hele land heen vind individue en organisasies maniere om lees en skryf deel te maak van kinders se daaglikse lewens. Om dankie te sê sal ons **Storiesterre** wat in die bylae verskyn maaltydbewyse\* met vergunning van **Wimpy** ontvang sodat hulle dit kan geniet saam met die kinders in wie se lewens hulle 'n verskil maak.


\* Vir die bepalinge en voorwaardes wat geld, gaan na [www.nalibali.org/story-stars](http://www.nalibali.org/story-stars).

### Create your own mini-book

1. Take out pages 3 to 6 of this supplement.
2. Fold it in half along the black dotted line.
3. Fold it in half again.
4. Cut along the red dotted lines.

### Maak jou eie boekie

1. Haal bladsye 3 tot 6 van hierdie bylae uit.
2. Vou dit op die swart stippellyn.
3. Vou dit weer in die helfte.
4. Sny dit uit op die rooi stippellyne.





That day Lauren and her friends rolled on the grass. They played in the sandpit. They swung upside down from the jungle gym.

Daardie dag rol Lauren en haar maat op die gras. Hulle speel in die sandpit. Hulle swaai onderstebo aan die klimraam.



On Wednesday morning, Mrs Bee was waiting at the door. She tied Lauren's hair into three tight ponytails with three big, fat ribbons.

Woensdagoggend wag Juffrou Bee by die deur. Sy bind Lauren se hare met drie groot, breete in drie stywe poniesterte vas.

Fold



Lauren's new hairdo is from the Rainbow Reading series by Cambridge University Press. Rainbow Reading is a graded series for primary schools. It provides a wealth of original stories and factual texts, which will help learners to develop the reading skills and vocabulary they need to meet the requirements of the curriculum – in all learning areas. Rainbow Reading consists of 350 titles which are grouped by level and theme. For further information, visit [www.cup.co.za](http://www.cup.co.za)



Cambridge University Press  
P O Box 50017, V&A Waterfront, 8002  
Tel 021-4127800 | Fax 021 4198418  
Email [info@cup.co.za](mailto:info@cup.co.za)

 **CAMBRIDGE**  
UNIVERSITY PRESS  
[www.cup.co.za](http://www.cup.co.za)

Nal'ibali is a national reading-for-enjoyment campaign to spark children's potential through storytelling and reading. For more information, visit [www.nalibali.org](http://www.nalibali.org) or [www.nalibali.mobi](http://www.nalibali.mobi)



Nal'ibali is 'n nasionale lees-vir-genot veldtog wat kinders se potensiaal help ontwikkel deur middel van lees en die vertel van stories. Vir meer inligting, besoek [www.nalibali.org](http://www.nalibali.org) of [www.nalibali.mobi](http://www.nalibali.mobi)



CAMBRIDGE

# Lauren's new hairdo

## Lauren se nuwe haarstyl



Heidi Samuels  
Natalie Hinrichsen



Fold

That day Lauren played follow-the-leader. Lauren and her friends marched and ran, rolled and laughed. Daardie dag speel Lauren volg-die-leier. Lauren en haar maat marsjeer en hardloop, rol en lag.



Mum and Lauren went to see Lauren's new school.

"Hello Lauren," said Mrs Bee. "Would you like to see where the boys and girls play?"

Mamma en Lauren gaan kyk na Lauren se nuwe skool.

"Hallo, Lauren," sê Juffrou Bee. "Wil jy gaan kyk waar die seuns en dogters speel?"

On Thursday morning, Mrs Bee was waiting at the door. She tied Lauren's hair into four tight ponytails with four big, fat ribbons. Donderdagoggend wag Juffrou Bee by die deur. Sy bind Lauren se hare met vier groot, breë linte in vier stywe poniesterte vas.



Lauren pulled out the big, fat ribbons. She ran to Mum with her hair flying free. And she was beautiful.

Lauren trek al die groot, breë linte uit. Sy hardloop na Mamma toe met haar hare wat lekker los rond waai. En sy is pragtig.



That day Lauren played soccer with Jake. She played tag with her friends. She jumped from pole to pole on the jungle gym.

Daardie dag speel Lauren sokker saam met Jake. Sy speel aan-aan saam met haar maats. Sy spring van paal tot paal op die klimraam.



Fold

On Tuesday morning, Mrs Bee was waiting at the door. She tied Lauren's hair into two high ponytails with two big, fat ribbons.


Dinsdagoggend wag Juffrou Bee by die deur. Sy bind Lauren se hare met twee groot, breë linte hoog op haar kop in twee poniesterre vas.



When Mum came to fetch Lauren, Mrs Bee was waiting at the door. She looked at Lauren's hair. She threw her hands in the air.

"I give up!" she said. "I've tried everything! I'm going to let your hair just do as it chooses!"

Toe Mamma vir Lauren kom haal, wag Juffrou Bee by die deur. Sy kyk na Lauren se hare. Sy gooi haar hande in die lug. "Ek gee op," sê sy. "Ek het alles probeer! Ek gaan jou hare laat doen net wat dit wil!"



Mum and Lauren had a look. There was a jungle gym, a slide and a sandpit. All the children were very busy, very noisy, and very neat.

Mamma en Lauren gaan kyk. Daar is 'n klimraam, 'n glyplank en 'n sandput. Al die kinders is baie besig, baie lawaaierig, en baie netjies.



Lauren had a great first day. She made a new friend. They played hide-and-seek and did cartwheels in the wind.

Lauren se eerste dag is wonderlik. Sy maak 'n nuwe maat. Hulle speel wegkruipertjie en doen wawiele in die wind.

On Monday morning, Mrs Bee was waiting at the door. She tied Lauren's hair into a high ponytail with a big, fat ribbon.

Maandagoggend wag Juffrou Bee by die deur. Sy bind Lauren se hare met 'n groot, breë lint hoog op haar kop in 'n poniestert vas.



Vrydagoggend wag Juffrou Bee by die deur. Sy bind Lauren se hare met vyf groot, breë linte in vyf stywe poniesterte vas.

On Friday morning, Mrs Bee was waiting at the door. She tied Lauren's hair into five tight ponytails with five big, fat ribbons.



That day Lauren felt freer than ever. She swung from the tyres on the trees with her friends. They zoomed around on their scooters.

Daardie dag voel Lauren vryer as ooit. Sy swaai in die buitebande in die bome saam met haar maats. Hulle jaag op hulle skopfietse rond.

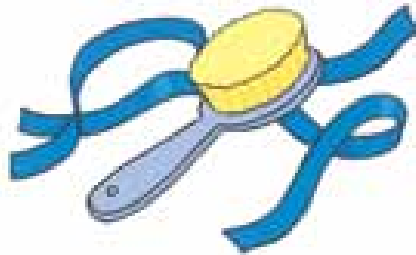
Fold

Fold

## Get story active!

After you and your children have read *Lauren's new hairdo*, try out some of these ideas.

- Look at the pictures again with your children. Draw their attention to how Lauren's hairstyle changes each day when a ponytail is added, as well as the expression on her face as Mrs Bee does her hair. Let them comment on how Lauren appears to feel about her hairstyles, as well as what they think about them.
- Look at the kinds of things the children in the story do – like playing hide-and-seek and rolling on the grass. Discuss which of these things your children enjoy and then do some of them together!
- With younger children, suggest that you all play a pretend game of hairdresser-hairdresser. Or turn the story around – you can pretend to be Mrs Bee while your children make up five different hairstyles for you!
- Suggest that your children draw or paint a picture of themselves with the funniest or craziest hairstyle they can imagine.



## Raak doenig met stories!

Probeer sommige van hierdie idees nadat jy en jou kinders *Lauren se nuwe haarstyl* gelees het.

- Kyk weer na die prente saam met jou kinders. Vestig hulle aandag op hoe Lauren se haarstyl elke dag verander wanneer sy nog 'n poniestert bykry, en kyk ook na die uitdrukking op haar gesig wanneer Juffrou Bee haar hare vasbind. Laat hulle kommentaar lewer oor hoe hulle dink Lauren oor haar nuwe haarstyle voel, en ook wat hulle self daarvan dink.
  - Kyk na al die verskillende dinge wat die kinders in die storie doen – soos wegkruipertjie speel en rol op die gras. Bespreek watter van hierdie dinge jou kinders geniet en laat hulle dan party daarvan saam doen!
  - Met jonger kinders kan jy voorstel dat julle almal saam haarkapper-haarkapper speel. Of draai die storie om – jy kan voorgee om Juffrou Bee te wees terwyl jou kinders vyf verskillende haarstyle vir jou uitdink!
  - Stel voor dat jou kinders 'n prent van hulleself teken of verf, met die snaaksste of lafste haarstyl waaraan hulle kan dink.

## Meet Hope!

Hope is the newest Nal'ibali character! She is 10 years old and she lives with her mom and dad. Their home is close to Neo's and she is good friends with him and Josh. They often come and watch her when she takes part in karate competitions. Hope reads in English, but she can also speak and read a bit in Afrikaans and Zulu because she's been learning these languages at school. She enjoys short novels about children her age and their daily lives. She is a great animal-lover, so you'll also often find her looking at books about wild animals and their babies, and learning about where and how they live. And, of course, she loves books about karate!

## Ontmoet vir Hope!

Hope is die nuutste Nal'ibali-karakter! Sy is 10 jaar oud en sy woon by haar ma en pa. Haar huis is naby Neo se huis en sy is goeie maats met hom en Josh. Hulle kom kyk dikwels wanneer sy aan karatekompetisies deelneem. Hope lees Engels, maar sy kan ook 'n bietjie Afrikaans en isiZulu lees, want sy leer hierdie tale by die skool. Sy geniet kort romans oor kinders van haar ouderdom en hulle daaglikse lewens. Sy hou baie van diere, en jy sal dikwels vind dat sy na boeke oor wilde diere en hulle babas kyk, en ook leer oor waar en hoe hulle leef. En natuurlik hou sy van boeke oor karate!

Hope



Find us  
on Facebook:  
[www.facebook.com/  
nalibaliSA](http://www.facebook.com/nalibaliSA)  
Vind ons op  
Facebook  
[www.facebook.com/  
nalibaliSA](http://www.facebook.com/nalibaliSA)



## Nal'ibali on radio!

Enjoy listening to stories in Afrikaans and in English on Nal'ibali's radio show:

X-K FM on Monday to Wednesday from 9.00 a.m. to 9.15 a.m.

SFfm on Monday, Wednesday and Friday from 1.50 p.m. to 2.00 p.m.

## Nal'ibali op die radio!

Geniet dit om in Afrikaans en Engels op Nal'ibali se radioprogram na stories te luister:

X-K FM van Maandag tot Woensdag vanaf 9.00 vm. tot 9.15 vm.

SFfm op Maandag, Woensdag en Vrydag vanaf 1.50 nm. tot 2.00 nm.

## Story corner

Here is the first part of a story about a young girl who loved the wind! Enjoy reading it aloud or telling it!

### Thembela in the wind (Part 1)

by Leo Daly

"Haai, Thembela!" calls Mama. "It's too windy to be outside. Come in or you'll catch a cold."

But Thembela doesn't listen because she's having too much fun. Her hair lifts up-up-up above her head, and now it's flapping all around her ears. Her dress feels like a kite and Thembela is sure that if she wanted to, she could fly away – right into the sky.

"The wind is wonderful, Mama," she laughs. "I don't want to come inside."

"You have to, Thembela," replies Mama. "It's no good out there – too dangerous."

Thembela lifts her arms out to her sides and flaps them up and down like a bird. "Okay, okay," she smiles. "I'll come inside."

And with that, she takes a jump. Off she goes across the garden and she feels like she's flying. The wind wraps itself around her and carries her all the way back to Mama, who closes the door behind her.

"Shoo, Thembela! Aren't you tired from all that flying? Why don't you take a warm bath and then it's straight to bed."

When Mama comes to tuck Thembela in, she says, "Haai, Thembela, you must be the only person in the whole world who likes the wind." Before Mama leaves, Thembela asks for the curtains to be opened so that she can watch the clouds as they sail on by and the tops of the trees as they sway here-and-there. She kisses her Mama goodnight and falls asleep.

That weekend, Mama has to go into the city, so Aunt Ida comes over to stay.

"Oh my," says Aunt Ida with a great, big sigh, "I heard on the news that there's a storm on the way!"

All day long the clouds gather in the sky until it's as dark as night. Then the rain starts to fall. Thembela can't believe her eyes. It's more rain than she has ever seen and soon there are big puddles everywhere. But Thembela smiles. She pulls on her raincoat and puts on her gumboots and out she goes.

"No, Thembela!" cries Aunt Ida. "You come in right now!"

**Aunt Ida sounds cross! Will Thembela listen to her, or does she just love being in the wind too much? Find out next week.**



Illustration by Magriet Brink  
Illustrasie deur Magriet Brink

## Storiehoekie

Hier is die eerste deel van 'n storie oor 'n jong meisie wat van die wind gehou het! Geniet dit om dit hardop te lees of te vertel!

### Thembela in die wind (Deel 1)

deur Leo Daly

"Haai, Thembela!" roep Mamma. "Dis te winderig buite. Kom in, jy sal verkoue kry."

Maar Thembela luister nie, want sy het te veel pret. Haar hare lig op-op-op bo haar kop, en nou waai dit om haar ore. Haar rok voel soos 'n vlieër en Thembela is seker as sy wil, kan sy wegvlieg – in die lug in op.

"Die wind is wonderlik, Mamma," lag sy. "Ek wil nie inkom nie."

"Jy moet, Thembela," antwoord Mamma. "Dit is te gevaarlik buite."

Thembela lig haar arms op en laat hulle in die wind op en af fladder soos 'n voël se vlerke. "Nou goed dan," glimlag sy. "Ek sal inkom."

En toe spring sy. Sy waai oor die tuin en dit voel of sy vlieg. Die wind draai hom om haar en dra haar al die pad terug na Mamma toe. Mamma maak die deur agter haar toe.

"Sjoe, Thembela! Is jy nie moeg gevlieg nie? Waarom gaan klim jy nie in 'n lekker warm bad nie. En dan is dit reguit bed toe."

Toe Mamma vir Thembela kom nag sê, sê sy: "Haai, Thembela, jy is seker die enigste mens in die hele wêreld wat van die wind hou." Voor Mamma gaan, vra Thembela haar om die gordyne oop te trek sodat sy kan kyk hoe die wolke verbyseil en hoe die boomtoppe heen en weer in die wind wieg. Sy gee vir Mamma 'n nagsoentjie en raak aan die slaap.

Daardie naweek moet Mamma stad toe gaan en daarom kom Tant Ida by haar bly.

"O tog," sê Tant Ida en sug moedeloos. "Ek hoor op die nuus daar is 'n storm op pad!"

Heeldag lank pak die wolke in die lug saam totdat dit so donker soos die nag is. Toe begin dit reën. Thembela kan haar oë nie glo nie. Dit is meer reën as wat sy al ooit gesien het en gou is daar oral groot poele water. Maar Thembela glimlag breed. Sy trek haar reënjas en reënstewels aan en gaan buitentoe.

"Nee, Thembela!" roep Tant Ida. "Kom nou dadelik in!"

**Tant Ida klink kwaad! Sal Thembela na haar luister, of hou sy te veel daarvan om in die wind te speel? Vind volgende week uit.**

### In your next Nal'ibali supplement:

- Why talking about books is important
- Story Stars: Grannies giving back
- Make a card for a grandparent
- A mini-book, *Let there be peace*
- The final part of the story, *Thembela in the wind*



Have you joined the Nal'ibali network yet? Visit [www.nalibali.org](http://www.nalibali.org) or [www.nalibali.mobi](http://www.nalibali.mobi) to register – and receive a monthly newsletter with exclusive competitions and other great benefits.

### In jou volgende Nal'ibali-bylae:

- Waarom dit belangrik is om oor boeke te praat
- Storiesterre: Oumas gee terug
- Maak 'n kaartjie vir 'n ouma of oupa
- 'n Boekie, *Gee ons vrede*
- Die laaste deel van die storie, *Thembela in die wind*

Het jy al by die Nal'ibali-netwerk aangesluit? Besoek [www.nalibali.org](http://www.nalibali.org) of [www.nalibali.mobi](http://www.nalibali.mobi) om te registreer – en ontvang 'n maandelikse nuusbrieff met eksklusiewe kompetisies en ander wonderlike voordele.

